

# All-Time Series Records

Opponent	Series Record	First Meeting	Last Meeting	Last Result	Opponent	Series Record	First Meeting	Last Meeting	Last Result
Alabama	0-1	11/29/87	11/29/87	L 74-80	Northwestern	1-0	3/23/96	3/23/96	W 79-63
<b>Arizona State</b>	<b>27-35</b>	<b>2/2/73</b>	<b>3/2/02</b>	<b>L 58-66</b>	Notre Dame	1-2	12/3/88	11/24/01	W 72-70
Arkansas	1-0	3/22/96	3/22/96	W 80-77	Oakland	2-0	12/29/88	12/29/89	W 75-65
Auburn	0-1	12/19/00	12/19/00	L 66-69	<b>Ohio State</b>	<b>1-0</b>	<b>11/21/01</b>	<b>11/21/01</b>	<b>W 90-76</b>
Baylor	2-0	12/22/81	12/29/97	W 86-73	Oklahoma	1-0	11/19/99	11/19/99	W 75-59
Biola	1-1	12/9/78	1/27/83	W 82-47	Oklahoma State	0-2	12/3/81	12/4/94	L 40-64
Boston College	0-1	12/30/87	12/30/87	L 64-79	Old Dominion	0-2	1/7/86	1/4/88	L 68-82
Bowling Green	1-0	12/8/00	12/8/00	W 99-43	<b>Oregon</b>	<b>12-22</b>	<b>1/3/81</b>	<b>2/2/02</b>	<b>W 84-68</b>
Brigham Young	3-5	2/24/73	11/18/00	W 76-71	<b>Oregon State</b>	<b>16-18</b>	<b>12/7/83</b>	<b>1/31/02</b>	<b>L 85-88OT</b>
<b>California</b>	<b>23-13</b>	<b>12/17/77</b>	<b>1/26/02</b>	<b>W 76-68</b>	Pacific	1-2	11/21/81	1/4/84	L 79-84
Cal-Irvine	3-3	12/14/81	11/28/93	W 73-67	Pacific Christian	1-0	12/10/81	12/10/81	W 84-60
<b>Cal-Riverside</b>	<b>0-0</b>	<b>12/7/02</b>			<b>Pepperdine</b>	<b>4-2</b>	<b>12/29/82</b>	<b>11/18/01</b>	<b>W 81-77</b>
Cal-Santa Barbara	6-4	1/3/80	1/14/02	L 80-94	Pittsburgh	0-1	12/2/01	12/2/01	L 80-81
Cal Poly-Pomona	0-6	11/19/77	11/20/82	L 66-74	Portland State	3-2	12/18/83	11/30/91	L 76-85
Cal Poly-San Luis Obispo	1-0	1/9/96	1/9/96	W 75-39	Providence	2-0	12/29/92	12/30/95	W 97-83
Cal State Fullerton	5-9	1/10/80	12/8/95	W 87-33	Puerto Rico-Mayaguez	1-0	12/20/00	12/20/00	W 105-41
Cal State Northridge	2-1	12/1/78	2/16/94	W 98-57	Purdue	0-2	12/20/97	11/19/98	L 58-65
Chico State	1-0	12/7/79	12/7/79	W 64-61	Rice	2-0	11/28/00	12/8/01	W 74-65
Cleveland State	0-1	11/28/82	11/28/82	L 43-61	Rutgers	0-2	1/2/88	3/14/99	L 47-90
Colorado	3-5	2/21/75	11/24/91	L 53-77	Sacramento State	1-0	12/17/94	12/17/94	W 105-50
Colorado State	6-2	2/22/75	12/6/99	W 89-75	St. Joseph's (Pa.)	0-1	12/28/90	12/28/90	L 63-65
Connecticut	0-1	3/21/98	3/21/98	L 57-74	St. Mary's (Calif.)	1-0	12/5/93	12/5/93	W 75-63
Cornell	1-0	12/31/88	12/31/88	W 75-47	Sam Houston State	1-0	12/4/98	12/4/98	W 85-72
Denver	1-0	12/15/86	12/15/86	W 77-54	San Diego	7-2	11/19/81	12/21/96	W 87-65
Drake	1-1	11/27/88	11/25/90	W 94-82	San Diego State	4-12	1/25/80	11/23/98	W 76-69
Eastern New Mexico	1-0	12/19/79	12/19/79	W 84-49	San Francisco	1-0	11/15/96	11/15/96	W 85-79OT
Eastern Washington	2-0	12/13/85	12/3/93	W 89-68	San Jose State	2-1	1/4/79	12/6/96	W 90-55
Evansville	1-1	11/30/87	11/22/96	W 78-50	Santa Clara	2-1	11/20/81	3/13/98	W 75-63
Florida	1-1	11/25/94	3/12/99	W 87-84OT	Simon Fraser	1-0	11/18/89	11/18/89	W 69-56
Fort Lewis	1-0	2/1/74	2/1/74	W 53-30	<b>Southern California</b>	<b>12-36</b>	<b>12/10/77</b>	<b>2/16/02</b>	<b>L 64-71</b>
Fresno State	1-1	12/9/94	12/10/00	W 92-55	Southern Utah	1-0	12/13/95	12/13/95	W 83-68
<b>Georgia</b>	<b>0-1</b>	<b>3/16/97</b>	<b>3/16/97</b>	<b>L 74-80</b>	Southwest Texas State	1-1	12/7/92	12/18/95	W 74-58
Georgia Tech	0-1	1/7/85	1/7/85	L 59-65	<b>Stanford</b>	<b>10-33</b>	<b>1/3/79</b>	<b>1/24/02</b>	<b>L 62-76</b>
Harvard	2-0	12/28/95	12/8/96	W 82-45	Stephen F. Austin	1-1	12/10/98	12/16/01	L 66-68
Hawai'i	1-2	1/3/87	11/21/99	W 86-73	Tennessee	0-3	12/7/93	3/20/00	L 60-75
Holy Cross	0-2	12/7/91	11/30/01	L 74-83	Tennessee-Chattanooga	0-1	1/5/85	1/5/85	L 54-63
Houston	0-1	12/6/80	12/6/80	L 59-75	Tennessee Tech	1-0	11/20/99	11/20/99	W 87-71
<b>Illinois</b>	<b>0-1</b>	<b>11/28/80</b>	<b>11/28/80</b>	<b>L 41-75</b>	Texas	0-2	12/5/92	12/21/93	L 68-79
Illinois State	1-2	12/22/84	12/6/91	L 59-73	Texas A&M	2-0	11/25/96	12/10/97	W 84-59
Indiana	1-1	12/21/81	12/12/99	W 87-70	Texas-Arlington	1-0	12/1/89	12/1/89	W 68-66
Iowa State	0-1	11/25/88	11/25/88	L 61-71	Texas-El Paso	8-3	2/7/75	12/13/87	W 65-52
Kansas	2-2	1/5/87	12/29/00	W 81-73	Texas Southern	1-0	12/10/99	12/10/99	W 96-46
Kent	1-0	3/18/00	3/18/00	W 73-61	Texas Tech	0-1	12/22/79	12/22/79	L 65-98
Lamar	1-0	12/5/81	12/5/81	W 73-72	Toledo	1-0	12/17/91	12/17/91	W 65-60
Long Beach State	2-14	12/9/77	12/1/96	W 97-57	<b>UCLA</b>	<b>14-34</b>	<b>1/8/77</b>	<b>2/14/02</b>	<b>W 77-62</b>
<b>Louisiana State</b>	<b>1-0</b>	<b>12/2/94</b>	<b>12/2/94</b>	<b>W 71-62</b>	U.S. International	3-0	12/11/79	1/12/85	W 58-66
Louisiana Tech	0-4	12/29/90	12/6/98	L 72-85	Utah	2-8	1/17/75	11/24/90	L 74-91
Louisville	2-0	12/29/99	12/17/00	W 90-60	Utah State	4-7	2/22/73	12/4/86	W 75-41
Marquette	1-0	11/30/85	11/30/85	W 82-58	Vanderbilt	0-2	12/1/92	12/29/94	L 39-79
Marshall	1-0	12/28/99	12/28/99	W 91-61	Virginia	1-2	12/2/88	3/15/98	W 94-77
Mercer	0-1	1/3/85	1/3/85	L 55-81	Wake Forest	1-0	12/3/95	12/3/95	W 63-47
Miami (Fla.)	1-1	1/27/88	12/2/89	L 65-85	<b>Washington</b>	<b>9-24</b>	<b>11/24/79</b>	<b>2/7/02</b>	<b>L 73-77</b>
Michigan State	1-0	1/2/93	1/2/93	W 89-46	<b>Washington State</b>	<b>15-17</b>	<b>1/17/87</b>	<b>2/9/02</b>	<b>W 106-60</b>
Mississippi	1-0	12/18/89	12/18/89	W 67-61	Wayland Baptist	2-0	12/2/82	12/3/83	W 68-58
Missouri	0-1	11/29/85	11/29/85	L 62-86	Weber State	3-4	1/31/75	12/10/95	W 92-46
Monmouth	1-0	11/29/96	11/29/96	W 84-42	West Texas State	4-0	1/12/79	1/4/80	W 62-48
Nebraska	2-3	1/7/82	12/21/00	W 79-68	West Virginia	1-0	11/27/82	11/27/82	W 65-61
<b>Nevada-Las Vegas</b>	<b>2-3</b>	<b>2/8/75</b>	<b>12/6/00</b>	<b>W 91-74</b>	Western Illinois	1-0	12/27/89	12/27/89	W 73-71
Nevada-Reno	1-0	12/11/94	12/11/94	W 79-57	Western Kentucky	2-0	3/21/96	3/14/97	W 76-54
<b>New Mexico</b>	<b>7-7</b>	<b>2/2/73</b>	<b>11/27/01</b>	<b>L 67-75</b>	Western Michigan	1-0	12/27/92	12/27/92	W 76-48
New Mexico State	12-11	2/3/73	12/30/91	W 100-97	Western New Mexico	3-0	2/5/86	12/16/88	W 96-64
North Dakota	0-1	12/18/87	12/18/87	L 59-61	Wichita State	0-1	12/4/81	12/4/81	L 71-82
<b>North Texas</b>	<b>0-0</b>	<b>TBA</b>			<b>Wisconsin</b>	<b>1-0</b>	<b>11/24/84</b>	<b>11/24/84</b>	<b>W 67-64</b>
Northeastern	1-0	12/5/97	12/5/97	W 96-49	Wisconsin-Green Bay	1-0	11/13/98	11/13/98	W 84-65
Northern Arizona	27-6	2/10/73	12/1/97	W 89-66	Wyoming	5-3	3/8/74	12/1/95	W 80-61
Northern Colorado	2-4	2/23/73	2/24/79	W 87-83	Youngstown State	1-0	11/26/82	11/26/82	W 75-52
Northern Illinois	2-1	12/22/92	12/15/99	W 78-46					

Boldface indicates 2002-03 opponent.

# All-Time Series Results

## ALABAMA (0-1)

11/29/87 L Alab. 80, vs UA 74

## ARIZONA STATE (27-35)

2/2/73 W UA 50, vs. ASU 39  
 2/17/73 L ASU 44, at UA 39ot  
 3/13/73 W UA 47, at ASU 46  
 2/8/74 W UA 54, vs. ASU 27  
 2/15/74 L n/a (at ASU)  
 2/22/74 W at UA 47, ASU 33  
 1/24/75 W UA 76, at ASU 42  
 1/17/76 W at UA 79, ASU 37  
 1/5/77 L at ASU 77, UA 52  
 2/26/77 L at ASU 108, UA 77  
 1/9/78 L ASU 78, at UA 65  
 2/25/78 W at UA 73, ASU 70  
 11/24/78 L ASU 105, at UA 62  
 12/16/78 L at ASU 98, UA 65  
 3/3/79 L at ASU 75, UA 48  
 2/2/80 L at ASU 76, UA 38  
 2/29/80 L ASU 84, at UA 77  
 1/24/81 L at ASU 83, UA 54  
 2/27/81 L ASU 86, at UA 64  
 1/27/82 L ASU 78, at UA 68  
 2/20/82 L at ASU 74, UA 63  
 1/29/83 L at ASU 72, UA 52  
 3/5/83 L ASU 77, at UA 74  
 2/9/84 L ASU 77, at UA 59  
 3/9/84 L at ASU 85, UA 75  
 2/9/85 L at ASU 87, UA 74  
 3/9/85 L ASU 80, at UA 66  
 1/25/86 L ASU 66, at UA 64  
 3/3/86 L at ASU 89, UA 75  
 1/31/87 W UA 72, at ASU 55  
 3/7/87 W at UA 77, ASU 67  
 1/30/88 L at ASU 65, UA 64  
 2/27/88 L ASU 63, at UA 56  
 1/27/89 W at UA 77, ASU 70  
 2/24/89 W UA 87, at ASU 74  
 1/19/90 L at ASU 84, UA 78  
 2/16/90 L ASU 91, at UA 85  
 1/19/91 L ASU 84, at UA 65  
 2/16/91 W UA 69, at ASU 66ot  
 1/18/92 L at ASU 84, UA 66  
 2/14/92 L ASU 84, at UA 82  
 1/23/93 L ASU 73, at UA 72  
 2/19/93 L at ASU 75, UA 58  
 1/8/94 W UA 89, at ASU 62  
 3/12/94 W at UA 104, ASU 69  
 1/7/95 W at UA 79, ASU 71  
 3/11/95 W UA 81, at ASU 72  
 1/13/96 W UA 78, at ASU 63  
 2/10/96 W at UA 82, ASU 73  
 1/10/97 W at UA 72, ASU 66  
 2/8/97 W UA 66, at ASU 42  
 1/17/98 W UA 70, at ASU 60  
 2/14/98 W at UA 92, ASU 57  
 1/16/99 W at UA 70, ASU 61  
 2/13/99 W UA 76, at ASU 67ot  
 1/30/00 W at UA 60, ASU 58  
 2/26/00 W UA 72, at ASU 61  
 1/27/01 L at ASU 67, UA 57  
 2/24/01 L ASU 70, at UA 67ot  
 12/30/01 L at ASU 87, UA 64  
 2/23/02 W at UA 72, ASU 66  
 3/2/02 L ASU 66, vs. UA 58

## ARKANSAS (1-0)

3/22/96 W UA 80, vs. Ark. 77

## AUBURN (0-1)

12/19/00 L vs. AU 69, UA 66

## BAYLOR (2-0)

12/22/81 W UA 80, vs. BU 76  
 12/29/97 W UA 86, vs. BU 73

## BIOLA (1-1)

12/9/78 L Biola 78, at UA 64  
 1/27/83 W at UA 82, Biola 47

## BOSTON COLLEGE (0-1)

12/30/87 L at BC 79, UA 64

## BOWLING GREEN (1-0)

12/8/00 W at UA 99, BGSU 43

## BRIGHAM YOUNG (3-5)

2/24/73 L n/a (neutral)  
 3/8/74 W n/a (neutral)  
 1/18/75 W at UA 54, BYU 49  
 2/27/76 L at BYU 78, UA 55  
 2/19/77 L BYU 87, at UA 59  
 1/21/78 L at BYU 91, UA 59  
 1/26/79 L BYU 89, at UA 86  
 11/18/00 W at UA 76, BYU 71

## CALIFORNIA (23-13)

12/17/77 W at UA 67, Cal 62  
 1/5/79 L at Cal 88, UA 70  
 12/19/81 L vs. Cal 90, UA 50  
 1/6/84 L at Cal 86, UA 75  
 1/26/87 L at Cal 97, UA 62  
 2/28/87 L Cal 84, at UA 77ot  
 1/9/88 W UA 79, at Cal 75  
 2/5/88 W at UA 68, Cal 56  
 2/3/89 L at Cal 75, UA 59  
 3/4/89 W at UA 71, Cal 70  
 1/27/90 L at Cal 89, UA 77  
 2/22/90 W at UA 90, Cal 78ot  
 1/26/91 L Cal 80, at UA 73  
 2/21/91 L at Cal 91, UA 80  
 2/1/92 L at Cal 91, UA 67  
 2/27/92 L Cal 91, at UA 85  
 2/7/93 W UA 73, at Cal 72ot  
 3/4/93 L Cal 81, at UA 74  
 1/13/94 W UA 88, at Cal 70  
 2/12/94 W at UA 84, Cal 70  
 1/12/95 W at UA 92, Cal 67  
 2/11/95 L at Cal 94, UA 66  
 1/4/96 W at UA 102, Cal 66  
 3/9/96 W UA 85, at Cal 82  
 1/2/97 W UA 79, at Cal 59  
 3/8/97 W at UA 87, Cal 64  
 1/29/98 W at UA 81, Cal 44  
 2/26/98 W UA 67, at Cal 57  
 1/30/99 W UA 77, at Cal 58  
 2/25/99 W at UA 74, Cal 65  
 1/6/00 W at UA 71, Cal 58  
 3/11/00 W UA 64, at Cal 58  
 1/4/01 W UA 79, at Cal 68  
 3/10/01 W at UA 75, Cal 62  
 12/21/01 W at UA 66, Cal 61  
 1/26/02 W UA 76, at Cal 68

## UC IRVINE (3-3)

12/14/81 W at UA 63, UCI 62  
 2/27/82 L at UCI 56, UA 48  
 1/5/83 L at UCI 64, UA 59  
 12/21/85 L at UCI 68, UA 61  
 12/13/92 W at UA 84, UCI 64  
 11/28/93 W UA 73, at UCI 67

## UC SANTA BARBARA (6-4)

1/3/80 L UCSB 75, at UA 62  
 1/7/81 L at UCSB 68, UA 56  
 1/13/82 W UA 65, at UCSB 64  
 12/2/83 W at UA 70, UCSB 53  
 12/19/90 L UCSB 103, at UA 74  
 11/23/97 W at UA 107, UCSB 74  
 12/19/98 W UA 78, at UCSB 71  
 11/30/99 W at UA 86, UCSB 76  
 11/26/00 W UA 71, at UCSB 63  
 1/14/02 L UCSB 94, at UA 80

## CAL POLY-POMONA (0-6)

11/19/77 L CP 90, at UA 43  
 11/17/79 L CP 80, at UA 63  
 2/21/80 L at CP 88, UA 52  
 11/21/80 L CP 76, at UA 68  
 12/18/80 L at CP 81, UA 49  
 11/20/82 L CP 74, at UA 66

## CAL POLY-SLO (1-0)

1/9/96 W at UA 75, SLO 39

## CAL ST. FULLERTON (5-9)

1/10/80 W UA 57, at CSF 56  
 2/8/80 L CSF 97, at UA 43  
 1/9/81 W UA 71, at CSF 68  
 2/6/81 L CSF 95, at UA 65  
 1/23/82 L CSF 76, at UA 65  
 2/6/82 L at CST 75, UA 65  
 1/7/83 L at CSF 81, UA 76  
 2/26/83 W at UA 63, CSF 61  
 1/19/84 L CSF 71, at UA 62  
 2/16/84 L at CSF 84, UA 49  
 1/31/85 L at CSF 59, UA 47  
 3/2/85 L CSF 70, at UA 51  
 11/26/93 W UA 90, at CSF 77  
 12/8/95 W at UA 87, CSF 33

## CAL ST. NORTHRIDGE (2-1)

12/1/78 L CSN 99, vs. UA 77  
 12/13/91 W at UA 112, CSN 66  
 2/16/94 W at UA 98, CSN 57

## CHICO STATE (1-0)

12/7/79 W UA 64, vs. CSU 61

## CLEVELAND STATE (0-1)

11/28/82 L CSU 61, vs. UA 43

## COLORADO (3-5)

2/21/75 W UA 75, at UC 36  
 2/14/76 W at UA 70, UC 65  
 2/5/77 L at UC 79, UA 58  
 2/18/78 L at UC 73, UA 64  
 12/11/88 W at UA 75, UC 69  
 12/31/89 L at UC 78, UA 69  
 1/1/91 L UC 75, at UA 69ot  
 11/24/91 L at UC 74, UA 53

## COLORADO STATE (6-2)

2/22/75 L at CSU 57, UA 46  
 2/12/76 W at UA 56, CSU 39  
 2/3/77 W UA 82, at CSU 70  
 2/3/78 W at UA 71, CSU 44  
 2/10/79 W UA 78, at CSU 72  
 11/22/91 W UA 79, at CSU 77  
 12/27/99 L at CSU 80, UA 70  
 12/6/99 W at UA 89, CSU 75

## CONNECTICUT (0-1)

3/21/98 L UConn 74, vs. UA 57

## CORNELL (1-0)

12/31/88 W at UA 75, CU 47

## DENVER (1-0)

12/15/86 W at UA 77, UD 54

## DRAKE (1-1)

11/27/88 L at DU 84, UA 74  
 11/25/90 W UA 94, vs. DU 82

## EASTERN NEW MEXICO (1-0)

12/19/79 W UA 84, at ENM 49

## EASTERN WASHINGTON (2-0)

12/13/85 W at UA 74, EWU 65  
 12/3/93 W at UA 89, EWU 68

## EVANSVILLE (1-1)

11/30/87 L UE 75, vs. UA 70  
 11/22/96 W at UA 78, UE 50

## FLORIDA (1-1)

11/25/94 L UF 94, vs. UA 76  
 3/12/99 W UA 87, vs. UF 84ot

## FORT LEWIS (1-0)

2/1/74 W at UA 53, FL 30

## FRESNO STATE (1-1)

12/9/94 L FS 70, at UA 56  
 12/10/00 W at UA 92, FS 55

## GEORGIA (0-1)

3/16/97 L at UGA 80, UA 74

## GEORGIA TECH (0-1)

1/7/85 L at GT 65, UA 59

## HARVARD (2-0)

12/28/95 W UA 83, at HU 59  
 12/8/96 W at UA 82, HU 45

## HAWAII (1-2)

1/3/87 L at UH 60, UA 48  
 11/23/90 L at UH 67, UA 66  
 11/21/99 W UA 86, at UH 73

## HOLY CROSS (0-2)

12/7/91 L HC 76, vs. UA 73  
 11/30/01 L HC 83, at UA 74

## HOUSTON (0-1)

12/6/80 L UH 75, at UA 59

## ILLINOIS (0-1)

11/28/80 L UI 75, vs. UA 41

## ILLINOIS STATE (1-2)

12/22/84 L ISU 69, at UA 55  
 11/27/85 W UA 73, at ISU 71  
 12/6/91 L ISU 73, vs. UA 59

## INDIANA (1-1)

12/21/81 L IU 68, vs. UA 57  
 12/12/99 W at UA 87, IU 70

## IOWA STATE (0-1)

11/25/88 L at ISU 71, UA 61

## KANSAS (2-2)

1/5/87 L KU 70, vs. UA 68  
 1/31/98 W UA 67, vs. KU 62  
 12/21/99 L at KU 71, UA 68  
 12/29/00 W at UA 81, KU 73

## KENT STATE (1-0)

3/18/00 W UA 73, vs. KSU 61

## LAMAR (1-0)

12/5/81 W UA 73, vs. LU 72

## LONG BEACH STATE (2-14)

12/9/77 L at LBSU 112, UA 54  
 1/11/80 L at LBSU 110, UA 51  
 2/9/80 L LBSU 92, at UA 58  
 1/10/81 L at LBSU 93, UA 39  
 2/7/81 L LBSU 68, at UA 43  
 1/8/82 L LBSU 77, at UA 53  
 2/4/82 L at LBSU 84, UA 48  
 1/8/83 L at LBSU 106, UA 69  
 2/25/83 L LBSU 94, at UA 67  
 1/20/84 L LBSU 75, at UA 61  
 2/18/84 L at LBSU 77, UA 53  
 1/25/85 L LBSU 86, at UA 67  
 2/23/85 L at LBSU 85, UA 55  
 12/4/90 L at LBSU 106, UA 62  
 1/5/92 W at UA 66, LBSU 56  
 12/1/96 W UA 97, at LBSU 57

## LOUISIANA STATE (1-0)

12/2/94 W at UA 71, LSU 62

## LOUISIANA TECH (0-4)

12/29/90 L LaTech 92, vs. UA 68  
 11/17/96 L at LaTech 73, UA 60  
 12/30/97 L at LaTech 75, UA 64  
 12/6/98 L LaTech 85, at UA 72

## LOUISVILLE (2-0)

12/29/99 W UA 80, at UL 70  
 12/17/00 W at UA 90, UL 60

## MARQUETTE (1-0)

11/30/85 W UA 82, vs. MU 58

## MARSHALL (1-0)

12/28/99 W UA 91, vs. MU 61

## MERCER (0-1)

1/3/85 L at Mercer 81, UA 55

## MIAMI (FLA.) (1-1)

1/27/88 W at UA 78, UM 71  
 12/2/89 L at UM 85, UA 65

## MICHIGAN STATE (1-0)

1/2/93 W at UA 89, MSU 46

## MISSISSIPPI (1-0)

12/18/89 W at UA 67, Miss. 61

## MISSOURI (0-1)

11/29/85 L UM 86, vs. UA 62

## MONMOUTH (1-0)

11/29/96 W at UA 84, MU 42

## NEBRASKA (2-3)

1/7/82 L NU 79, at UA 73  
 11/23/84 L at NU 103, UA 68  
 12/7/97 W at UA 68, NU 56  
 11/15/98 L at NU 72, UA 48  
 12/21/00 W UA 79, vs. NU 68

# All-Time Series Results

## NEVADA-LAS VEGAS (2-3)

2/8/75 W at UA 96, UNLV 63  
1/30/76 L at UNLV 117, UA 51  
11/30/78 L at UNLV 106, UA 63  
1/2/82 L at UNLV 80, UA 56  
12/6/00 W at UA 91, UNLV 74

## NEVADA-RENO (1-0)

12/11/94 W at UA 79, UNR 57

## NEW MEXICO (7-7)

2/2/73 W UA 73, vs. UNM 36  
2/17/73 W at UA 80, UNM 52  
2/9/74 L at UNM 51, UA 50  
2/23/74 W UA 66, vs. UNM 34  
2/28/75 W UA 83, at UNM 33  
2/20/76 L UNM 58, at UA 51  
2/10/77 L at UNM 80, UA 50  
2/11/78 L at UNM 98, UA 64  
2/28/79 L UNM 94, at UA 65  
11/29/91 W UA 82, vs. UNM 53  
11/27/94 W UA 77, vs. UNM 58  
11/27/99 W at UA 74, UNM 63  
3/17/01 L at UNM 75, UA 62  
11/27/01 L at UNM 75, UA 67

## NEW MEXICO STATE (12-11)

2/3/73 W UA 48, at NMSU 41  
2/16/73 W at UA 44, NMSU 29  
2/9/74 W UA 50, vs. NMSU 34  
2/23/74 W UA 57, vs. NMSU 35  
3/1/75 W UA 63, at NMSU 48  
2/22/76 W at UA 72, NMSU 67  
12/11/76 L NMSU 92, at UA 62  
2/12/77 L at NMSU 91, UA 58  
3/4/78 L at NMSU 76, UA 71  
1/18/79 W at UA 80, NMSU 65  
12/8/79 L at NMSU 88, UA 61  
12/3/82 L at NMSU 67, UA 63  
11/26/83 L at NMSU 54, UA 53  
11/29/84 W at UA 66, NMSU 61  
2/20/86 L at NMSU 69, UA 52  
12/7/86 L at NMSU 76, UA 58  
12/10/87 L NMSU 80, at UA 66  
12/29/88 W at UA 64, NMSU 61  
11/25/89 W at UA 83, NMSU 55  
12/6/89 L at NMSU 68, UA 62  
12/2/90 W UA 94, at NMSU 82  
12/9/90 L NMSU 82, at UA 73  
12/30/91 W UA 100, at NMSU 97

## NORTH DAKOTA (0-1)

12/18/87 L UND 61, at UA 59

## NORTHEASTERN (1-0)

12/5/97 W at UA 96, NE 49

## NORTHERN ARIZONA (27-6)

2/10/73 W UA 36, vs. NAU 30  
3/3/73 W UA 62, vs. NAU 33  
2/4/74 W UA 48, at NAU 34  
2/8/74 W UA 59, vs. NAU 26  
2/22/74 W UA 73, vs. NAU 16  
1/25/75 W UA 93, at NAU 39  
1/16/76 W at UA 82, NAU 30  
2/25/77 L at NAU 72, UA 66  
2/23/78 L NAU 69, at UA 65  
3/2/79 W UA 87, at NAU 75  
11/30/79 W at UA 96, NAU 66  
2/1/80 W UA 80, at NAU 79ot  
11/29/80 W UA 73, vs. NAU 45  
12/13/80 L at NAU 55, UA 48  
11/13/81 W at UA 65, NAU 54  
3/6/82 W UA 86, at NAU 61  
12/9/82 W at UA 72, NAU 59  
2/22/83 W UA 68, at NAU 53  
2/11/84 W at UA 89, NAU 61  
3/10/84 W UA 63, at NAU 62  
11/17/84 L at NAU 61, UA 55  
3/5/85 W at UA 59, NAU 56  
12/4/85 W at UA 79, NAU 64  
3/1/86 L at NAU 62, UA 53  
2/2/87 W UA 73, at NAU 67  
2/16/87 W at UA 81, NAU 59  
12/5/87 W at UA 60, NAU 48  
12/9/88 L at NAU 74, UA 64  
11/24/89 W at UA 79, NAU 55  
12/7/90 W UA 79, at NAU 60  
12/15/90 W at UA 68, NAU 58  
12/13/96 W at UA 86, NAU 54  
12/1/97 W UA 89, at NAU 66

## NORTHERN COLORADO (2-4)

2/23/73 L n/a (neutral)  
2/15/75 W at UA 70, UNC 58  
2/7/76 L at UNC 65, UA 57  
1/29/77 L UNC 99, at UA 78  
2/17/78 L at UNC 71, UA 65  
2/24/79 W at UA 87, UNC 83

## NORTHERN ILLINOIS (2-1)

12/22/92 W at UA 80, NIU 75  
12/22/94 L at NIU 92, UA 86  
12/15/99 W at UA 78, NIU 46

## NORTHWESTERN (1-0)

3/23/96 W UA 79, vs. NW 63

## NOTRE DAME (1-2)

12/3/88 L UND 85, vs. UA 81  
11/20/00 L at UND 95, UA 65  
11/24/01 W at UA 72, UND 70

## OAKLAND (2-0)

12/18/88 W at UA 77, OU 67  
12/29/89 W at UA 75, OU 65

## OKLAHOMA (1-0)

11/19/99 W UA 75, vs. OU 59

## OHIO STATE (1-0)

11/21/01 W at UA 90, OSU 76

## OKLAHOMA STATE (0-2)

12/3/81 L OSU 75, vs. UA 61  
12/4/94 L OSU 64, at UA 40

## OLD DOMINION (0-2)

1/7/86 L ODU 77, at UA 57  
1/4/88 L at ODU 82, UA 68

## OREGON (12-22)

1/3/81 L UO 94, at UA 58  
12/19/83 L UO 71, vs. UA 52  
1/12/87 L at UO 83, UA 63  
2/5/87 L UO 67, at UA 66  
1/15/88 L UO 74, at UA 69  
2/13/88 L at UO 69, UA 61  
1/13/89 L at UO 87, UA 67  
2/19/89 W at UA 92, UO 78  
2/1/90 L UO 84, at UA 73  
3/3/90 W UA 79, at UO 74  
1/31/91 L at UO 97, UA 67  
3/2/91 L UO 107, at UA 76  
1/23/92 L UO 91, at UA 67  
2/22/92 W UA 76, at UO 74  
1/28/93 W at UA 79, UO 70  
2/27/93 L at UO 77, UA 63  
1/27/94 L at UO 78, UA 66  
2/26/94 L UO 74, at UA 67  
1/26/95 W at UA 78, UO 74  
2/25/95 L at UO 73, UA 55  
1/26/96 L UO 55, at UA 47  
2/22/96 W UA 56, at UO 51  
1/25/97 W UA 60, at UO 57  
2/20/97 L UO 85, at UA 81  
1/22/98 L at UO 68, UA 66  
2/21/98 W at UA 68, UO 48  
1/21/99 W at UA 78, UO 74  
2/21/99 L at UO 82, UA 76  
2/4/00 W UA 73, at UO 66  
3/4/00 L UO 75, at UA 71  
2/1/01 W at UA 88, UO 76  
3/3/01 L at UO 83, UA 78  
1/4/02 L at UO 72, UA 53  
2/2/02 W at UA 84, UO 68

## OREGON STATE (16-18)

12/7/83 L OSU 71, at UA 54  
12/7/84 L at OSU 72, UA 54  
12/31/86 L at OSU 68, UA 55  
2/7/87 W at UA 69, OSU 68  
1/16/88 L OSU 65, at UA 63  
2/12/88 L at OSU 78, UA 48  
1/14/89 L at OSU 73, UA 59  
2/10/89 L OSU 76, at UA 71  
2/3/90 W at UA 66, OSU 50  
3/1/90 W UA 70, at OSU 65ot  
2/2/91 L at OSU 95, UA 62  
2/28/91 L OSU 97, at UA 73  
1/25/92 W at UA 79, OSU 68  
2/20/92 L at OSU 84, UA 68  
1/30/93 W at UA 69, OSU 62  
2/25/93 W UA 63, at OSU 49  
1/29/94 L at OSU 90, UA 84ot  
2/24/94 W at UA 95, OSU 83  
1/28/95 L OSU 79, at UA 64  
2/23/95 L at OSU 93, UA 69  
1/24/96 W at UA 72, OSU 58  
2/24/96 L at OSU 76, UA 66  
1/23/97 L at OSU 85, UA 76  
2/22/97 W at UA 72, OSU 56  
1/24/98 W UA 84, at OSU 58  
2/19/98 W at UA 75, OSU 74  
1/23/99 W at UA 91, OSU 60  
2/19/99 W UA 66, at OSU 53  
2/6/00 W UA 65, at OSU 49  
3/2/00 W at UA 79, OSU 77ot  
2/3/01 W at UA 83, OSU 73  
3/1/01 L at OSU 67, UA 66  
1/6/02 L at OSU 71, UA 56  
1/31/02 L OSU 88, at UA 85ot

## PACIFIC (1-2)

11/21/81 L UOP 83, vs. UA 70  
12/20/81 W UA 60, vs. UOP 52  
1/4/84 L at UOP 84, UA 79

## PACIFIC CHRISTIAN (1-0)

12/10/81 W at UA 84, PCU 60

## PEPPERDINE (4-2)

12/29/82 L PU 73, at UA 68  
1/8/85 L PU 79, at UA 73  
12/20/85 W UA 80, vs. PU 65  
3/6/86 W UA 86, at PU 63  
3/15/01 W at UA 85, PU 65  
11/18/01 W at UA 81, PU 77

## PITTSBURGH (0-1)

12/2/01 L Pitt 81, at UA 80

## PORTLAND STATE (3-2)

12/18/83 L at PSU 62, UA 51  
12/9/84 W UA 74, at PSU 66  
12/6/85 W at UA 82, PSU 58  
1/4/87 W UA 83, vs. PSU 58  
11/30/91 L PSU 85, at UA 76

## PROVIDENCE (2-0)

12/29/92 W at UA 70, PC 68  
12/30/95 W UA 97, at PC 83

## PUERTO RICO-MAYAGUEZ (1-0)

12/20/00 W UA 105, at UPRM 41

## PURDUE (0-2)

12/20/97 L vs. PU 68, UA 54  
11/19/98 L PU 65, at UA 58

## RICE (2-0)

11/28/00 W at UA 84, Rice 71  
12/8/01 W UA 74, at Rice 65

## RUTGERS (0-2)

1/2/88 L at RU 77, UA 54  
3/14/99 L at RU 90, UA 47

## SACRAMENTO STATE (1-0)

12/17/94 W at UA 105, CSUS 50

## ST. JOSEPH'S (PA.) (0-1)

12/28/90 L at SJU 63, UA 65

## ST. MARY'S (1-0)

12/5/93 W at UA 75, SMC 63

## SAM HOUSTON STATE (1-0)

12/4/98 W at UA 85, SHSU 72

## SAN DIEGO (7-2)

11/19/81 W UA 75, vs. USD 56  
3/4/82 L USD 70, at UA 64  
1/22/83 W UA 72, at USD 54  
1/28/84 W at UA 61, USD 53  
1/9/86 W at UA 81, USD 68  
12/8/89 L at USD 85, UA 62  
11/30/90 W at UA 74, USD 72  
12/16/95 W at UA 87, USD 52  
12/21/96 W UA 87, at USD 65

## SAN DIEGO STATE (4-12)

1/25/80 L SDSU 66, at UA 65ot  
2/23/80 L at SDSU 88, UA 37  
1/31/81 L at SDSU 73, UA 54  
2/21/81 L SDSU 64, at UA 46  
1/29/82 L SDSU 71, at UA 59  
2/26/82 L at SDSU 74, UA 42  
1/21/83 L at SDSU 84, UA 60  
2/5/83 L SDSU 62, at UA 63  
2/2/84 L SDSU 68, at UA 66  
3/3/84 L at SDSU 75, UA 63  
1/11/85 L at SDSU 74, UA 56  
2/14/85 L SDSU 63, at UA 56  
1/11/93 W at UA 75, SDSU 58  
12/11/93 W UA 63, at SDSU 58  
12/19/96 W UA 66, at SDSU 52  
11/23/98 W at UA 76, SDSU 69

## SAN FRANCISCO (1-0)

11/15/96 W UA 85, at USF 79ot

## SAN JOSE STATE (2-1)

1/4/79 L at SJSU 99, UA 44  
11/22/85 W UA 81, vs. SJSU 64  
12/6/96 W at UA 90, SJSU 55

## SANTA CLARA (2-1)

11/20/81 L SCU 60, vs. UA 57  
12/12/81 W at UA 61, SCU 54  
3/13/98 W at UA 75, SCU 63

## SIMON FRASER (1-0)

11/18/89 W at UA 69, SFU 56

## SOUTHERN CALIFORNIA (12-36)

12/10/77 L USC 86, vs. UA 71  
2/15/79 L at USC 91, UA 53  
1/1980 L at USC 103, UA 38  
2/14/80 L USC 67, at UA 53  
1/16/81 L USC 111, at UA 51  
2/14/81 L at USC 93, UA 47  
1/15/82 L at USC 93, UA 60  
2/13/82 L USC 79, at UA 58  
1/15/83 L USC 80, at UA 68  
2/11/83 L at USC 78, UA 66  
1/13/84 L USC 74, at UA 53  
2/25/84 L at USC 85, UA 58  
2/2/85 L at USC 68, UA 40  
2/28/85 L USC 70, at UA 62  
1/16/86 L at USC 92, UA 72  
2/15/86 L USC 83, at UA 67  
1/9/87 L USC 96, at UA 60  
2/14/87 L at USC 96, UA 57  
1/23/88 L at USC 94, UA 79  
2/19/88 L USC 92, at UA 69  
1/20/89 L at USC 85, UA 78  
2/18/89 W at UA 94, USC 84  
1/11/90 W at UA 58, USC 53  
2/11/90 L at USC 65, UA 64ot  
1/11/91 L at USC 88, UA 74  
2/9/91 L USC 81, at UA 68  
2/6/92 L USC 80, at UA 60  
3/8/92 L at USC 71, UA 68  
1/7/93 L USC 68, at UA 54  
3/13/93 L at USC 78, UA 62  
1/20/94 L USC 76, at UA 65  
2/20/94 L at USC 85, UA 63  
1/19/95 L at USC 85, UA 54  
2/18/95 L USC 71, at UA 64  
1/18/96 W UA 87, at USC 72  
2/17/96 W at UA 78, USC 73  
1/16/97 L USC 87, at UA 72  
2/16/97 W UA 82, at USC 64  
1/4/98 W UA 81, at USC 69

# All-Time Series Results

**Cheryl Humphrey  
(1988-91)**



2/4/89 L at SU 94, UA 68  
 3/3/89 L SU 95, at UA 56  
 1/25/90 L at SU 92, UA 69  
 2/24/90 L SU 113, at UA 70  
 1/24/91 L SU 94, at UA 65  
 2/23/91 L at SU 116, UA 79  
 1/30/92 L at SU 92, UA 77  
 2/29/92 L SU 97, at UA 66  
 2/5/93 L at SU 69, UA 52  
 3/6/93 L SU 79, at UA 60  
 1/15/94 L at SU 87, UA 64  
 2/10/94 L SU 88, at UA 57  
 1/14/95 L SU 86, at UA 51  
 2/9/95 L at SU 100, UA 72  
 1/6/96 L SU 77, at UA 55  
 3/7/96 L at SU 77, UA 61  
 1/5/97 L at SU 91, UA 68  
 3/6/97 L SU 90, at UA 65  
 1/12/98 W at UA 91, SU 90  
 2/28/98 L at SU 108, UA 90  
 1/28/99 L at SU 79, UA 64  
 2/27/99 W at UA 81, SU 67  
 1/8/00 L SU 98, at UA 95  
 3/9/00 W UA 79, at SU 72  
 1/6/01 W UA 68, at SU 65  
 3/8/01 L SU 74, at UA 66  
 12/19/01 L SU 81, at UA 57  
 1/24/02 L at SU 76, UA 62

**STEPHEN F. AUSTIN (1-1)**  
 12/10/98 W at UA 90, SFA 76  
 12/16/01 L at SFA 68, UA 66

**TENNESSEE (0-3)**  
 12/7/93 L UT 65, at UA 63  
 1/2/95 L at UT 109, UA 57  
 3/20/00 L at UT 75, UA 60

**TENNESSEE TECH (1-0)**  
 11/20/99 W UA 87, vs. TTU 71

**TENN.-CHATTANOOGA (0-1)**  
 1/5/85 L at UTC 63, UA 54

**TEXAS (0-2)**  
 12/5/92 L at Texas 81, UA 57  
 12/21/93 L Texas 79, at UA 68

**TEXAS A&M (2-0)**  
 11/25/96 W UA 96, at TAMU 76  
 12/10/97 W at UA 84, TAMU 59

**TEXAS-ARLINGTON (1-0)**  
 12/1/89 W UA 68, vs. UTA 66

**TEXAS-EL PASO (8-3)**  
 2/7/75 W at UA 79, UTEP 47  
 2/21/76 L UTEP 66, at UA 62  
 2/11/77 W UA 55, at UTEP 52  
 3/3/78 L at UTEP 67, UA 60  
 1/20/79 W at UA 66, UTEP 53  
 11/20/80 L UTEP 66, at UA 46  
 11/25/83 W UA 83, vs UTEP 78  
 1/23/86 W at UA 79, UTEP 62  
 2/22/86 W UA 79, at UTEP 57  
 12/9/86 W UA 71, at UTEP 61  
 12/13/87 W at UA 65, UTEP 52

**TEXAS SOUTHERN (1-0)**  
 12/10/99 W at UA 96, TSU 46

**TEXAS TECH (0-1)**  
 12/22/79 L at TTU 98, UA 65

**TOLEDO (1-0)**  
 12/17/91 W at UA 65, UT 60

**UCLA (14-34)**  
 1/8/77 L UCLA 98, at UA 56  
 2/17/79 L at UCLA 98, UA 46  
 1/18/80 L at UCLA 122, UA 43  
 2/16/80 L UCLA 100, at UA 78  
 1/17/81 L UCLA 90, at UA 53  
 2/13/81 L at UCLA 89, UA 80  
 1/16/82 L at UCLA 78, UA 68  
 2/12/82 L UCLA 85, at UA 68  
 1/14/83 L UCLA 66, at UA 65  
 2/12/83 L at UCLA 79, UA 55  
 1/14/84 L UCLA 81, at UA 60  
 2/24/84 L at UCLA 82, UA 76  
 1/26/85 L UCLA 82, at UA 68  
 2/21/85 L at UCLA 79, UA 48  
 1/18/86 W UA 70, at UCLA 65  
 2/13/86 W at UA 76, UCLA 58  
 1/10/87 L UCLA 66, at UA 65  
 2/12/87 L at UCLA 65, UA 59  
 1/22/88 L at UCLA 87, UA 62  
 2/20/88 L UCLA 81, at UA 63  
 1/21/89 L at UCLA 93, UA 69  
 2/19/89 L UCLA 75, at UA 64  
 1/13/90 L UCLA 82, at UA 70  
 2/9/90 L at UCLA 73, UA 69  
 1/13/91 L at UCLA 115, UA 102  
 2/7/91 L UCLA 112, at UA 98  
 2/8/92 L UCLA 97, at UA 63  
 3/6/92 L at UCLA 83, UA 67  
 1/9/93 L UCLA 91, at UA 77  
 3/11/93 W UA 91, at UCLA 83  
 1/22/94 W at UA 83, UCLA 78  
 2/18/94 L at UCLA 85, UA 69  
 1/21/95 W UA 64, at UCLA 61  
 2/16/95 W at UA 63, UCLA 61  
 1/20/96 L at UCLA 89, UA 85  
 2/15/96 W at UA 95, UCLA 66ot  
 1/18/97 W at UA 69, UCLA 45  
 2/14/97 W UA 90, at UCLA 78  
 1/2/98 W UA 82, at UCLA 71  
 3/7/98 W at UA 84, UCLA 73  
 1/2/99 L UCLA 84, at UA 77  
 3/6/99 L at UCLA 85, UA 77  
 1/20/00 L UCLA 79, at UA 68  
 2/19/00 L at UCLA 80, UA 66  
 1/20/01 L at UCLA 59, UA 56ot  
 2/15/01 W at UA 89, UCLA 79  
 1/19/02 W UA 71, at UCLA 60  
 1/14/02 W at UA 77, UCLA 62

**U.S. INTERNATIONAL (3-0)**  
 12/11/79 W at UA 64, USIU 63  
 12/1/84 W at UA 60, USIU 52  
 1/12/85 W UA 66, at USIU 58

**UTAH (2-8)**  
 1/17/75 W at UA 46, Utah 36  
 3/8/75 L Utah 75, vs. UA 69  
 2/28/76 L at Utah 60, UA 49  
 2/18/77 L Utah 77, at UA 48  
 1/19/78 L at Utah 78, UA 61  
 1/27/79 L Utah 100, at UA 69  
 12/21/83 L Utah 79, vs UA 63  
 12/10/85 W at UA 83, Utah 63  
 12/2/86 L at Utah 75, UA 68  
 11/24/90 L Utah 91, vs. UA 74

**UTAH STATE (4-7)**  
 2/22/73 L n/a (neutral)  
 3/9/74 L n/a (neutral)  
 2/1/75 W UA 55, at USU 54

3/7/75 L USU 72, vs. UA 51  
 1/24/76 L USU 60, at UA 59  
 1/15/77 L at USU 100, UA 72  
 1/28/78 L USU 72, at UA 65  
 2/2/79 L at USU 105, UA 63  
 1/27/84 W at UA 72, USU 53  
 1/11/86 W at UA 79, USU 50  
 12/4/86 W at USU 75, UA 41

**VANDERBILT (0-2)**  
 12/1/92 L VU 73, at UA 63  
 12/29/94 L at VU 79, UA 39

**VIRGINIA (1-2)**  
 12/2/88 L at UVA 87, UA 58  
 11/26/94 L UA 60, vs. UVA 56  
 3/15/98 W at UA 94, UVA 77

**WAKE FOREST (1-0)**  
 12/3/95 W at UA 63, WFU 47

**WASHINGTON (9-24)**  
 11/24/79 L UW 67, at UA 56  
 1/19/87 L UW 82, at UA 60  
 2/21/87 L at UW 75, UA 52  
 3/5/88 L at UW 95, UA 44  
 3/11/88 L UW 73, at UA 52  
 1/7/89 L UW 72, at UA 60  
 3/9/89 L at UW 94, UA 75  
 1/4/90 L at UW 88, UA 63  
 3/10/90 L UW 67, at UA 43  
 1/3/91 L UW 94, at UA 71  
 3/9/91 L at UW 91, UA 62  
 1/11/92 L at UW 86, UA 61  
 3/12/92 W at UA 78, UW 70  
 1/14/93 L at UW 82, UA 68  
 2/13/93 L UW 72, at UA 69  
 2/5/94 L UW 66, at UA 49  
 3/3/94 L at UW 79, UA 76  
 2/4/95 L at UW 79, UA 71  
 3/2/95 L UW 71, at UA 68  
 2/1/96 L at UW 77, UA 67  
 3/2/96 W at UA 78, UW 63  
 1/30/97 W at UA 80, UW 57  
 3/1/97 L at UW 76, UA 59  
 1/10/98 W at UA 93, UW 62  
 2/5/98 L at UW 77, UA 73  
 1/9/99 L at UW 73, UA 63  
 2/4/99 W at UA 84, UW 58  
 1/15/00 W UA 96, at UW 85  
 2/10/00 W at UA 96, UW 81  
 1/13/01 W at UA 88, UW 72  
 2/8/01 L at UW 98, UA 88  
 1/12/02 W at UA 83, UW 69  
 2/7/02 L at UW 77, UA 73

**WASHINGTON STATE (15-17)**  
 1/17/87 W at UA 83, WSU 74  
 2/19/87 L at WSU 70, UA 67  
 3/3/88 L at WSU 90, UA 62  
 3/12/88 L WSU 70, at UA 52  
 1/6/89 L WSU 82, at UA 72  
 3/11/89 W UA 74, at WSU 68  
 1/6/90 L at WSU 72, UA 53  
 3/8/90 L WSU 87, at UA 72ot  
 1/5/91 L WSU 70, at UA 65  
 3/7/91 L at WSU 85, UA 75  
 1/9/92 L at WSU 77, UA 62  
 3/14/92 L WSU 81, at UA 73  
 1/16/93 W UA 64, at WSU 55  
 2/11/93 W at UA 72, WSU 64  
 2/3/94 W at UA 82, WSU 71  
 3/5/94 W UA 71, at WSU 68

2/2/95 L at WSU 78, UA 72  
 3/4/95 L WSU 83, at UA 65  
 2/3/96 L at WSU 71, UA 65  
 2/29/96 L WSU 76, at UA 67  
 2/1/97 W at UA 76, WSU 46  
 2/27/97 W UA 62, at WSU 53  
 1/8/98 L WSU 64, at UA 61  
 2/7/98 W UA 71, at WSU 66  
 1/7/99 L at WSU 87, UA 77  
 2/6/99 W at UA 85, WSU 64  
 1/13/00 W UA 83, at WSU 68  
 2/12/00 W at UA 81, WSU 52  
 1/11/01 W at UA 97, WSU 58  
 2/10/01 L at WSU 93, UA 86  
 1/12/02 W at UA 107, WSU 57  
 2/9/02 W UA 106, at WSU 60

**WAYLAND BAPTIST (2-0)**  
 12/2/82 W UA 68, vs. WBU 65  
 12/3/83 W at UA 68, WBU 58

**WEBER STATE (3-4)**  
 1/31/75 W UA 65, at WSU 56  
 1/23/76 L WSU 72, at UA 66  
 1/14/77 L at WSU 73, UA 70  
 1/27/78 L WSU 72, at UA 67  
 2/3/79 L at WSU 99, UA 76  
 12/28/93 W UA 92, at WSU 78  
 12/10/95 W at UA 92, WSU 46

**WEST TEXAS STATE (4-0)**  
 1/12/79 W UA 82, vs. WTSU 68  
 12/6/79 W UA 73, vs. WTSU 53  
 12/21/79 W UA 76, at WTSU 56  
 1/4/80 W at UA 62, WTSU 48

**WEST VIRGINIA (1-0)**  
 11/27/82 W UA 65, vs. WVU 61

**WESTERN ILLINOIS (1-0)**  
 12/27/89 W at UA 73, WIU 71

**WESTERN KENTUCKY (2-0)**  
 3/21/96 W UA 80, vs. WKU 72  
 3/14/97 W UA 76, vs. WKU 54

**WESTERN MICHIGAN (1-0)**  
 12/27/92 W at UA 76, WMU 48

**WESTERN NEW MEXICO (3-0)**  
 2/5/86 W UA 81, at WNMU 55  
 12/19/86 W at UA 98, WNMU 55  
 12/16/88 W at UA 96, WNMU 64

**WICHITA STATE (0-1)**  
 12/4/81 L WSU 82, vs. UA 71

**WISCONSIN (1-0)**  
 11/24/84 W UA 67, vs. UW 64

**WISCONSIN-GREEN BAY (1-0)**  
 11/13/98 W UA 84, vs. UWGB 65

**WYOMING (5-3)**  
 3/8/74 L n/a (neutral)  
 3/9/74 W n/a (neutral)  
 2/14/75 L UW 60, at UA 53  
 2/6/76 W UA 57, at UW 53  
 1/28/77 W at UA 56, UW 53  
 2/4/78 W at UA 58, UW 55  
 2/9/79 L at UW 73, UA 72  
 12/1/95 W at UA 80, UW 61

**YOUNGSTOWN STATE (1-0)**  
 11/26/82 W UA 75, vs. YSU 52

3/5/98 W at UA 72, USC 53  
 1/4/99 W at UA 73, USC 63  
 3/4/99 W UA 68, at USC 62  
 1/22/00 W at UA 67, USC 52  
 2/17/00 L at USC 80, UA 68  
 1/18/01 L at USC 81, UA 67  
 2/18/01 W at UA 77, USC 61  
 1/17/02 W UA 78, at USC 74  
 2/16/02 L USC 71, at UA 64

**SOUTHERN UTAH (1-0)**  
 12/13/95 W at UA 83, SUU 68

**SOUTHWEST TEXAS ST.(1-1)**  
 12/7/92 L at SWTU 83, UA 77  
 12/18/95 W at UA 74, SWTU 58

**STANFORD (10-33)**  
 1/3/79 L at SU 93, UA 51  
 12/3/79 L SU 85, at UA 76  
 1/24/83 L at SU 74, UA 61  
 2/19/83 W at UA 70, SU 60  
 2/4/84 W at UA 58, SU 49  
 3/1/84 L at SU 60, UA 57  
 1/17/85 L at SU 63, UA 52  
 2/16/85 W at UA 59, SU 47  
 11/23/85 W UA 68, vs. SU 67  
 2/1/86 W at UA 69, SU 58  
 3/8/86 W UA 75, at SU 59  
 1/24/87 L at SU 87, UA 57  
 2/26/87 L SU 62, at UA 57  
 1/8/88 L at SU 101, UA 71  
 2/6/88 L SU 64, at UA 49

## 1972-73 Results

**Overall Record: 8-4**

**Coach: Lois Sheldahl**

Feb. 2 vs. New Mexico %	W	73-36
Feb. 2 vs. Arizona State %	W	50-39
Feb. 3 at New Mexico State %	W	48-41
Feb. 10 vs. Northern Arizona \$	W	36-30
Feb. 16 New Mexico State ^	W	44-29
Feb. 17 New Mexico ^	W	80-52
Feb. 17 Arizona State ^	L	39-44 OT
Feb. 22 vs. Utah State *	L	
Feb. 23 vs. Northern Colorado *	L	
Feb. 24 vs. Brigham Young *	L	
Mar. 3 vs. Northern Arizona &	W	62-33
Mar. 3 at Arizona State &	W	47-46

% District Tournament (Las Cruces, NM)  
\$ Neutral contest played at Mesa Community College  
\* Intermountain Conference Tour. (Albuquerque, NM)  
& State Interscholastic Championships (Phoenix, AZ)  
^ District Tournament (Tucson, AZ)

## 1973-74 Results

**Overall Record: 11-4**

**Coach: Lois Sheldahl**

Feb. 1 Ft. Lewis College	W	53-30
Feb. 4 at Northern Arizona	W	48-34
Feb. 8 vs. Arizona State %	W	54-27
Feb. 8 vs. Northern Arizona %	W	59-26
Feb. 9 at New Mexico %	L	50-51
Feb. 9 vs. New Mexico State %	W	50-34
Feb. 15 at Arizona State	L	
Feb. 22 vs. Northern Arizona ^	W	73-16
Feb. 22 at Arizona State ^	W	47-33
Feb. 23 vs. New Mexico State ^	W	57-35
Feb. 23 vs. New Mexico ^	W	66-34
Mar. 8 vs. Brigham Young *	W	
Mar. 8 vs. Wyoming *	L	
Mar. 9 vs. Utah State *	L	
Mar. 9 vs. Wyoming *	W	

% District Tournament (Albuquerque, NM)  
^ District Tournament (Tempe, AZ)  
\* Intermountain Tournament

## 1974-75 Results

**Overall Record: 12-4**

**Intermountain Conf. Record: 9-2**

**Coach: Nancy Trego**

Jan. 17 Utah *	W	46-36
Jan. 18 Brigham Young *	W	54-49
Jan. 24 at Arizona State *	W	76-42
Jan. 25 at Northern Arizona *	W	93-39
Jan. 31 at Weber State	W	65-56
Feb. 1 at Utah State *	W	55-54
Feb. 7 Texas-El Paso	W	79-47
Feb. 8 Nevada-Las Vegas	W	96-63
Feb. 14 Wyoming *	L	53-60
Feb. 15 Northern Colorado *	W	70-58
Feb. 21 at Colorado *	W	75-36
Feb. 22 at Colorado State *	L	46-57
Feb. 28 at New Mexico *	W	83-33
Mar. 1 at New Mexico State *	W	64-48
Mar. 7 vs. Utah State %	L	51-72
Mar. 8 vs. Utah %	L	69-75

\* Intermountain Conference game  
% Intermountain Regional (Flagstaff, AZ)

## 1975-76 Results

**Overall Record: 6-8**

**Intermountain Conf. Record: 6-7**

**Coach: Nancy Trego**

Jan. 16 Northern Arizona *	W	82-30
Jan. 17 Arizona State *	W	79-37
Jan. 23 Weber State *	L	66-72
Jan. 24 Utah State *	L	59-60
Jan. 30 at Nevada-Las Vegas	L	51-117
Feb. 6 at Wyoming *	W	57-53
Feb. 7 at Northern Colorado *	L	57-65
Feb. 12 Colorado State *	W	56-39
Feb. 14 Colorado *	W	70-65
Feb. 20 New Mexico *	L	51-58
Feb. 21 Texas-El Paso *	L	62-66
Feb. 22 New Mexico State *	W	72-67
Feb. 27 at Brigham Young *	L	55-78
Feb. 28 at Utah *	L	49-60

\* Intermountain Conference game

## 1976-77 Results

**Overall Record: 3-13**

**Intermountain Conf. Record: 3-11**

**Coach: Nancy Trego**

Dec. 11 New Mexico State *	L	62-92
Jan. 5 at Arizona State	L	52-77
Jan. 8 #7 UCLA	L	56-98
Jan. 14 at Weber State *	L	70-73
Jan. 15 at Utah State *	L	72-100
Jan. 28 Wyoming *	W	56-53
Jan. 29 Northern Colorado *	L	78-99
Feb. 3 at Colorado State *	W	82-70
Feb. 5 at Colorado *	L	58-79
Feb. 10 at New Mexico *	L	50-80
Feb. 11 at Texas-El Paso *	W	55-52
Feb. 12 at New Mexico State *	L	58-91
Feb. 18 Utah *	L	48-77
Feb. 19 Brigham Young *	L	59-87
Feb. 25 at Northern Arizona *	L	66-72
Feb. 26 at Arizona State *	L	77-108

\* Intermountain Conference game

## 1977-78 Results

**Overall Record: 4-14**

**Intermountain Conf. Record: 3-10**

**Coach: Nancy Trego**

Nov. 19 Cal Poly-Pomona	L	43-90
Dec. 9 at Long Beach State	L	54-112
Dec. 10 vs. Southern California %	L	71-86
Dec. 17 California	W	67-62
Jan. 9 Arizona State	L	65-78
Jan. 19 at Utah *	L	61-78
Jan. 21 at Brigham Young *	L	59-91
Jan. 27 Weber State *	L	67-72
Jan. 28 Utah State *	L	65-72
Feb. 3 Colorado State *	W	71-44
Feb. 4 Wyoming *	W	58-55
Feb. 11 at New Mexico *	L	64-98
Feb. 17 at Northern Colorado *	L	65-71
Feb. 18 at Colorado *	L	64-73
Feb. 23 Northern Arizona *	L	65-69
Feb. 25 Arizona State *	W	73-70
Mar. 3 at Texas-El Paso *	L	60-67
Mar. 4 at New Mexico State *	L	71-76

\* Intermountain Conference game  
% Neutral contest played in Long Beach, CA

## 1978-79 Results

**Overall Record: 6-18**

**Intermountain Conf. Record: 5-8**

**Coach: Lori Woodman**

Nov. 24 Arizona State	L	62-105
Nov. 30 at Nevada-Las Vegas %	L	63-106
Dec. 1 vs. Cal St.-Northridge %	L	77-99
Dec. 9 Biola College	L	64-78
Dec. 16 at Arizona State	L	65-98
Jan. 3 at Stanford	L	51-93
Jan. 4 at San Jose State	L	44-99
Jan. 5 at California	L	70-88
Jan. 12 vs. West Texas State &	W	82-68
Jan. 18 at New Mexico State &*	W	80-65
Jan. 20 Texas-El Paso *	W	66-53
Jan. 26 Brigham Young *	L	86-89
Jan. 27 Utah *	L	69-100
Feb. 2 at Utah State *	L	63-105
Feb. 3 at Weber State *	L	76-99
Feb. 9 at Wyoming *	L	72-73
Feb. 10 at Colorado State *	W	78-72
Feb. 15 at Southern California	L	53-91
Feb. 17 at #13 UCLA	L	46-98
Feb. 22 Colorado *	L	71-90
Feb. 24 Northern Colorado *	W	87-83
Feb. 28 New Mexico *	L	65-94
Mar. 2 at Northern Arizona *	W	87-75
Mar. 3 at Arizona State *	L	48-75

\* Intermountain Conference game  
% UNLV Tournament (Las Vegas, NV)  
& New Mexico St. Roadrunner Inv. (Las Cruces, NM)

## 1979-80 Results

**Overall Record: 9-17**

**Western Collegiate Conf. Record: 1-11**

**Coach: Lori Woodman**

Nov. 17 Cal Poly-Pomona	L	63-80
Nov. 24 Washington	L	56-67
Nov. 30 Northern Arizona	W	96-66
Dec. 6 vs. West Texas State %	W	73-53
Dec. 7 vs. Chico State %	W	64-61
Dec. 8 at New Mexico State %	L	81-88
Dec. 11 U.S. International	W	64-63
Dec. 19 at Eastern New Mexico	W	84-49
Dec. 21 at West Texas State	W	76-56
Dec. 22 at Texas Tech	L	65-98
Jan. 3 UC-Santa Barbara	L	62-75
Jan. 4 West Texas State	W	62-48
Jan. 10 at Cal State Fullerton *	W	57-56
Jan. 11 at #6 Long Beach State *	L	51-110
Jan. 18 at #20 UCLA *	L	43-122
Jan. 19 at Southern California *	L	38-103
Jan. 25 San Diego State *	L	65-66 OT
Feb. 1 at Northern Arizona	W	80-79 OT
Feb. 2 at Arizona State *	L	38-76
Feb. 8 Cal State Fullerton *	L	43-97
Feb. 9 #7 Long Beach State *	L	58-92
Feb. 14 Southern California *	L	53-67
Feb. 16 UCLA *	L	78-100
Feb. 21 at Cal Poly-Pomona	L	52-88
Feb. 23 at San Diego State *	L	37-88
Feb. 29 Arizona State *	L	77-84

\* Western Collegiate Athletic Association game  
% New Mexico St. Roadrunner Inv. (Las Cruces, NM)

## 1980-81 Results

**Overall Record: 2-21**

**Western Collegiate Conf. Record: 1-11**

**Coach: Judy LeWinter**

Nov. 20 Texas-El Paso	L	46-66
Nov. 21 Cal Poly-Pomona	L	68-76
Nov. 28 vs. Illinois %	L	41-75
Nov. 29 vs. Northern Arizona %	W	73-45
Dec. 3 Stanford	L	76-85
Dec. 6 Houston	L	59-75
Dec. 13 at Northern Arizona	L	48-55
Dec. 18 at Cal Poly-Pomona \$	L	49-81
Dec. 19 vs. California \$	L	50-90
Jan. 3 #15 Oregon	L	58-94
Jan. 7 at UC-Santa Barbara	L	56-68
Jan. 9 at Cal State-Fullerton *	W	71-68
Jan. 10 at #4 Long Beach State *	L	39-93
Jan. 16 #12 Southern California *	L	51-111
Jan. 17 #6 UCLA *	L	53-90
Jan. 24 at Arizona State *	L	54-83
Jan. 31 at San Diego State *	L	54-73
Feb. 6 Cal State-Fullerton *	L	65-95
Feb. 7 #6 Long Beach State *	L	43-68
Feb. 13 at #6 UCLA *	L	80-89
Feb. 14 at #8 Southern California *	L	47-93
Feb. 21 San Diego State *	L	46-64
Feb. 27 Arizona State *	L	64-86

\* Western Collegiate Athletic Association game  
\$ New Mexico St. Roadrunner Inv. (Las Cruces, NM)  
% Cal Poly-Pomona Invitational (Pomona, CA)

## 1981-82 Results

**Overall Record: 10-21**

**Western Collegiate Conf. Record: 0-12**

**Coach: Judy LeWinter**

Nov. 13 Northern Arizona	W	65-54
Nov. 19 vs. San Diego &	W	75-56
Nov. 20 vs. Santa Clara &	L	57-60
Nov. 21 vs. Pacific &	L	70-83
Dec. 3 vs. Oklahoma State %	L	61-75
Dec. 4 vs. Wichita State %	L	71-82
Dec. 5 vs. Lamar %	W	73-72
Dec. 10 Pacific Christian	W	84-60
Dec. 12 Santa Clara	W	61-54
Dec. 14 UC Irvine	W	63-62
Dec. 20 vs. Pacific \$	W	60-52
Dec. 21 vs. Indiana \$	L	57-68
Dec. 22 vs. Baylor \$	W	80-76
Jan. 2 at Nevada-Las Vegas	L	56-80
Jan. 7 Nebraska	L	73-79
Jan. 8 #5 Long Beach State *	L	53-77
Jan. 13 at UC-Santa Barbara	W	65-64
Jan. 15 at #2 Southern California *	L	60-93
Jan. 16 at UCLA *	L	68-78
Jan. 23 Cal State-Fullerton *	L	66-76
Jan. 27 #18 Arizona State *	L	68-78
Jan. 29 San Diego State *	L	59-71
Feb. 4 at #9 Long Beach State *	L	48-84
Feb. 6 at Cal State-Fullerton *	L	65-75
Feb. 12 UCLA *	L	68-85
Feb. 13 #2 Southern California *	L	58-79
Feb. 20 at #17 Arizona State *	L	63-74
Feb. 26 at San Diego State *	L	42-74
Feb. 27 at UC Irvine	L	48-56
Mar. 4 San Diego	L	64-70
Mar. 6 at Northern Arizona	W	86-61

\* Western Collegiate Athletic Association game  
& Cal Poly-SLO Classic (San Luis Obispo, CA)  
% New Mexico St. Roadrunner Inv. (Las Cruces, NM)  
\$ UC-Irvine Invitational (Irvine, CA)

# Year-by-Year Results

## 1982-83 Results

**Overall Record: 10-17**  
**Western Collegiate Conf. Record: 2-12**  
**Coach: Judy LeWinter**

Nov. 20	Cal Poly-Pomona	L	66-74
Nov. 26	vs. Youngstown State %	W	75-52
Nov. 27	vs. West Virginia %	W	65-61
Nov. 28	vs. Cleveland State %	L	43-61
Dec. 2	vs. Wayland Baptist &	W	68-65
Dec. 3	at New Mexico State &	L	63-67
Dec. 4	vs. Oklahoma City &	W	75-62
Dec. 9	Northern Arizona	W	72-59
Dec. 29	Pepperdine	L	68-73
Jan. 5	at UC Irvine	L	59-64
Jan. 7	at Cal State Fullerton *	L	76-81
Jan. 8	at #8 Long Beach State *	L	69-106
Jan. 14	#17 UCLA *	L	65-66
Jan. 15	#1 Southern California *	L	68-80
Jan. 21	at San Diego State *	L	60-82
Jan. 22	at San Diego	W	72-54
Jan. 24	at Stanford *	L	61-74
Jan. 27	Biola	W	82-47
Jan. 29	at #14 Arizona State *	L	52-72
Feb. 5	San Diego State *	L	63-64
Feb. 11	at #2 Southern California *	L	66-78
Feb. 12	at #18 UCLA *	L	55-79
Feb. 19	Stanford *	W	70-60
Feb. 22	at Northern Arizona	W	68-53
Feb. 25	#9 Long Beach State *	L	67-94
Feb. 26	Cal State Fullerton *	W	63-61
Mar. 5	#11 Arizona State *	L	74-77

*\* Western Collegiate Athletic Association game*  
*% Lady Flash Holiday Classic (Kent, OH)*  
*& New Mexico St. Roadrunner Inv. (Las Cruces, NM)*

## 1983-84 Results

**Overall Record: 8-20**  
**Western Collegiate Conf. Record: 1-13**  
**Coach: Judy LeWinter**

Nov. 25	vs. Texas-El Paso \$	W	83-78 OT
Nov. 26	at New Mexico State \$	L	53-54
Dec. 2	UC Santa Barbara	W	70-53
Dec. 3	Wayland Baptist	W	68-58
Dec. 7	Oregon State	L	54-71
Dec. 18	at Portland State %	L	51-62
Dec. 19	vs. Oregon %	L	52-71
Dec. 21	vs. Utah %	L	63-79
Jan. 4	at Pacific	L	79-84
Jan. 6	at California	L	75-86
Jan. 13	#5 Southern California *	L	53-74
Jan. 14	UCLA *	L	60-81
Jan. 19	Cal State-Fullerton *	L	62-71
Jan. 20	#8 Long Beach State *	L	61-75
Jan. 27	Utah State	W	72-53
Jan. 28	San Diego	W	61-53
Feb. 2	San Diego State *	L	66-68
Feb. 4	Stanford *	W	58-49
Feb. 9	Arizona State *	L	59-77
Feb. 11	Northern Arizona	W	89-61
Feb. 16	at Cal State-Fullerton *	L	49-84
Feb. 18	at #8 Long Beach State *	L	53-77
Feb. 24	at UCLA *	L	76-82
Feb. 25	at #3 Southern California *	L	58-85
Mar. 1	at Stanford *	L	57-60
Mar. 3	at San Diego State *	L	63-75
Mar. 9	at Arizona State *	L	75-85
Mar. 10	at Northern Arizona	W	63-62

*\* Western Collegiate Athletic Association game*  
*% New Mexico St. Roadrunner Inv. (Las Cruces, NM)*  
*% Guisti Invitational (Portland, OR)*

## 1984-85 Results

**Overall Record: 7-21**  
**Western Collegiate Conf. Record: 1-13**  
**Coach: Judy LeWinter**

Nov. 17	at Northern Arizona	L	55-61
Nov. 23	at Nebraska \$	L	68-103
Nov. 24	vs. Wisconsin \$	W	67-64
Nov. 29	New Mexico State %	W	66-61
Dec. 1	U.S. International %	W	60-52
Dec. 7	at Oregon State	L	54-72
Dec. 9	at Portland State	W	74-66
Dec. 22	Illinois State	L	55-69
Jan. 3	at Mercer	L	55-81
Jan. 5	at Tenn.-Chattanooga	L	54-63
Jan. 7	at Georgia Tech	L	59-65
Jan. 8	Pepperdine	L	73-79
Jan. 11	at San Diego State *	L	56-74
Jan. 12	at U.S. International	W	66-58
Jan. 17	at Stanford *	L	52-63
Jan. 25	#3 Long Beach State *	L	67-86
Jan. 26	UCLA *	L	68-82
Jan. 31	at Cal State-Fullerton *	L	47-59
Feb. 2	at #9 Southern California *	L	40-68
Feb. 9	at Arizona State *	L	74-87
Feb. 14	#14 San Diego State *	L	56-63
Feb. 16	Stanford *	W	59-47
Feb. 21	at UCLA *	L	48-79
Feb. 23	at #4 Long Beach State *	L	55-85
Feb. 28	#10 Southern California *	L	62-70
Mar. 2	Cal State-Fullerton *	L	51-70
Mar. 5	Northern Arizona	W	59-56
Mar. 9	Arizona State *	L	66-80

*\* Western Collegiate Athletic Association game*  
*\$ Nebraska Invitational (Lincoln, NE)*  
*% Arizona Invitational (Tucson, AZ)*

## 1985-86 Results

**Overall Record: 19-9**  
**Pac-West Conference Record: 4-4**  
**Coach: Wendy Larry**

Nov. 22	vs. San Jose State \$	W	81-64
Nov. 23	vs. Stanford \$	W	68-67
Nov. 27	at Illinois State	W	73-71
Nov. 29	vs. Missouri %	L	62-86
Nov. 30	vs. Marquette %	W	82-58
Dec. 4	Northern Arizona	W	79-64
Dec. 6	Portland State	W	82-58
Dec. 10	Utah	W	83-63
Dec. 13	Eastern Washington	W	74-65
Dec. 20	vs. Pepperdine &	W	80-65
Dec. 21	at UC Irvine &	L	61-68
Jan. 7	Old Dominion	L	57-77
Jan. 9	San Diego	W	81-68
Jan. 11	Utah State	W	79-50
Jan. 16	at #5 Southern California *	L	72-92
Jan. 18	at UCLA *	W	70-65
Jan. 23	Texas-El Paso	W	79-62
Jan. 25	Arizona State *	L	64-66
Feb. 1	Stanford *	W	69-58
Feb. 5	at Western New Mexico	W	81-55
Feb. 13	UCLA *	W	76-58
Feb. 15	#7 Southern California *	L	67-83
Feb. 20	at New Mexico State	L	52-69
Feb. 22	at Texas-El Paso	W	79-57
Mar. 1	at Northern Arizona	L	53-62
Mar. 3	at Arizona State *	L	75-89
Mar. 6	at Pepperdine	W	86-63
Mar. 8	at Stanford *	W	75-59

*\* Pac-West Conference game*  
*\$ Busch Classic (San Jose, CA)*  
*% Bradley Tournament (Peoria, IL)*  
*& Irvine Invitational (Irvine, CA)*

## 1986-87 Results

**Overall Record: 11-18**  
**Pac-10 Conference Record: 4-14**  
**Coach: Wendy Larry**

Dec. 2	at Utah	L	68-75
Dec. 4	at Utah State	W	75-41
Dec. 7	at New Mexico State	L	58-76
Dec. 9	at Texas-El Paso	W	71-61
Dec. 15	Denver	W	77-54
Dec. 19	Western New Mexico	W	98-55
Dec. 31	at Oregon State *	L	55-68
Jan. 3	at Hawaii %	L	48-60
Jan. 4	vs. Portland State %	W	83-58
Jan. 5	vs. Kansas %	L	68-70
Jan. 9	#15 Southern California *	L	60-96
Jan. 10	UCLA *	L	65-66
Jan. 12	at Oregon *	L	63-83
Jan. 17	Washington State *	W	83-74
Jan. 19	Washington *	L	60-82
Jan. 24	at Stanford *	L	57-87
Jan. 26	at California *	L	62-97
Jan. 31	at Arizona State *	W	72-55
Feb. 2	at Northern Arizona	W	73-67
Feb. 5	Oregon *	L	66-67
Feb. 7	Oregon State *	W	69-68
Feb. 12	at UCLA *	L	59-65
Feb. 14	at #18 Southern California *	L	57-96
Feb. 16	Northern Arizona	W	81-59
Feb. 19	at Washington State *	L	67-70
Feb. 21	at #19 Washington *	L	52-75
Feb. 26	Stanford *	L	57-62
Feb. 28	California *	L	77-84 OT
Mar. 7	Arizona State *	W	77-67

*\* Pacific-10 Conference game*  
*% Wahine Invitational (Honolulu, HI)*

## 1987-88 Results

**Overall Record: 5-23**  
**Pac-10 Conference Record: 2-16**  
**Coach: June Olkowski**

Nov. 29	vs. Alabama %	L	74-80
Nov. 30	vs. Evansville %	L	70-75
Dec. 5	Northern Arizona	W	60-48
Dec. 10	New Mexico State	L	66-80
Dec. 13	Texas-El Paso	W	65-52
Dec. 18	North Dakota	L	59-61
Dec. 30	at Boston College	L	64-79
Jan. 2	at #8 Rutgers	L	54-77
Jan. 4	at Old Dominion	L	68-82
Jan. 8	at #11 Stanford *	L	71-101
Jan. 9	at California *	W	79-75
Jan. 15	Oregon *	L	69-74
Jan. 16	Oregon State *	L	63-65
Jan. 22	at UCLA *	L	62-87
Jan. 23	at #16 Southern California *	L	79-94
Jan. 27	Miami (Fla.)	W	78-71
Jan. 30	at Arizona State *	L	64-65
Feb. 5	California *	W	68-56
Feb. 6	#10 Stanford *	L	49-64
Feb. 12	at Oregon State *	L	48-78
Feb. 13	at Oregon *	L	61-69
Feb. 19	#15 Southern California *	L	69-92
Feb. 20	UCLA *	L	63-81
Feb. 27	Arizona State *	L	56-63
Mar. 3	at Washington State *	L	62-90
Mar. 5	at #13 Washington *	L	44-95
Mar. 11	#12 Washington *	L	52-73
Mar. 12	Washington State *	L	52-70

*\* Pacific-10 Conference game*  
*% Bowling Green Bank Inv. (Bowling Green, KY)*

## 1988-89 Results

**Overall Record: 11-17**  
**Pac-10 Conference Record: 6-12**  
**Coach: June Olkowski**

Nov. 25	at Iowa State	L	61-71
Nov. 27	at Drake	L	74-84
Dec. 2	at #10 Virginia %	L	58-87
Dec. 3	vs. Notre Dame %	L	81-85
Dec. 9	at Northern Arizona	L	64-74
Dec. 11	#20 Colorado	W	75-69
Dec. 16	Western New Mexico	W	96-64
Dec. 18	Oakland University	W	77-67
Dec. 29	New Mexico State	W	64-61
Dec. 31	Cornell	W	75-47
Jan. 6	Washington State *	L	72-82
Jan. 7	Washington *	L	60-72
Jan. 13	at Oregon *	L	67-87
Jan. 14	at Oregon State *	L	59-73
Jan. 20	at Southern California *	L	78-85
Jan. 21	at UCLA *	L	69-93
Jan. 27	Arizona State *	W	77-70
Feb. 3	at California *	L	59-75
Feb. 4	at #4 Stanford *	L	68-94
Feb. 9	Oregon *	W	92-78
Feb. 10	Oregon State *	L	71-76
Feb. 18	Southern California *	W	94-84
Feb. 19	UCLA *	L	64-75
Feb. 24	at Arizona State *	W	87-74
Mar. 3	#4 Stanford *	L	56-95
Mar. 4	California *	W	71-70
Mar. 9	at Washington *	L	75-94
Mar. 11	at Washington State *	W	74-68

*\* Pacific-10 Conference game*  
*% Investors Classic (Charlottesville, VA)*

## 1989-90 Results

**Overall Record: 12-17**  
**Pac-10 Conference Record: 5-13**  
**Coach: June Olkowski**

Nov. 18	Simon Fraser	W	69-56
Nov. 24	Northern Arizona	W	79-55
Nov. 25	New Mexico State	W	83-55
Dec. 1	vs. Texas-Arlington %	W	68-66
Dec. 2	at Miami (Fla.) %	L	65-85
Dec. 6	at New Mexico State	L	62-68
Dec. 8	at San Diego	L	62-85
Dec. 18	#25 Mississippi	W	67-61
Dec. 27	Western Illinois	W	73-71
Dec. 29	Oakland	W	75-65
Dec. 31	at Colorado	L	69-78
Jan. 4	at #11 Washington *	L	63-88
Jan. 6	at Washington State *	L	53-72
Jan. 11	Southern California *	W	58-53
Jan. 13	UCLA *	L	70-82
Jan. 19	at Arizona State *	L	78-84
Jan. 25	at #2 Stanford *	L	69-92
Jan. 27	at California *	L	77-89
Feb. 1	Oregon *	L	73-84
Feb. 3	Oregon State *	W	66-50
Feb. 9	at UCLA *	L	69-73
Feb. 11	at Southern California *	L	64-65 OT
Feb. 16	Arizona State *	L	85-91
Feb. 22	California *	W	90-78 OT
Feb. 24	#3 Stanford *	L	70-113
Mar. 1	at Oregon State *	W	70-65
Mar. 3	at Oregon *	W	79-74
Mar. 8	Washington State *	L	72-87 OT
Mar. 10	#4 Washington *	L	43-67

*\* Pacific-10 Conference game*  
*% Hurricane Tip-Off Classic (Miami, FL)*

## 1990-91 Results

**Overall Record: 6-25**

**Pac-10 Conference Record: 1-17**

**Coach: June Olkowski**

Nov. 23 at Hawai'i %	L	66-67
Nov. 24 vs. Utah %	L	74-91
Nov. 25 vs. Drake %	W	94-82
Nov. 30 San Diego	W	74-72
Dec. 2 at New Mexico State	W	94-82
Dec. 4 at #11 Long Beach State	L	62-106
Dec. 7 at Northern Arizona	W	79-60
Dec. 9 New Mexico State	L	73-82
Dec. 15 Northern Arizona	W	68-58
Dec. 19 UC Santa Barbara	L	74-103
Dec. 28 at St. Joseph's (PA) \$	L	63-65
Dec. 29 vs. #11 Louisiana Tech \$	L	68-92
Jan. 1 Colorado	L	69-75 OT
Jan. 3 #13 Washington *	L	71-94
Jan. 5 Washington State *	L	65-70
Jan. 11 at Southern California *	L	74-88
Jan. 13 at UCLA *	L	102-115
Jan. 19 Arizona State *	L	65-84
Jan. 24 #8 Stanford *	L	65-94
Jan. 26 California *	L	73-80
Jan. 31 at Oregon *	L	67-97
Feb. 2 at Oregon State *	L	62-95
Feb. 7 UCLA *	L	98-112
Feb. 9 Southern California *	L	68-81
Feb. 16 at Arizona State *	W	69-66 OT
Feb. 21 at California *	L	80-91
Feb. 23 at #11 Stanford *	L	79-116
Feb. 28 Oregon State *	L	73-97
Mar. 2 Oregon *	L	76-107
Mar. 7 at Washington State *	L	75-85
Mar. 9 at #12 Washington *	L	62-91

\* Pacific-10 Conference game

% Hawai'i Tournament (Honolulu, HI)

\$ St. Joseph's Tournament (Philadelphia, PA)

## 1991-92 Results

**Overall Record: 9-19**

**Pac-10 Conference Record: 3-15**

**Coach: Joan Bonvicini**

Nov. 22 at Colorado State	W	79-77
Nov. 24 at Colorado	L	53-74
Nov. 29 New Mexico %	W	82-53
Nov. 30 Portland State %	L	76-85
Dec. 6 vs. Illinois State &	L	59-73
Dec. 7 vs. Holy Cross &	L	73-76
Dec. 13 Cal State-Northridge	W	112-66
Dec. 17 Toledo	W	65-60
Dec. 30 at New Mexico State	W	100-97
Jan. 5 Long Beach State	W	66-56
Jan. 9 at Washington State *	L	62-77
Jan. 11 at #13 Washington *	L	61-86
Jan. 18 at Arizona State *	L	66-84
Jan. 23 Oregon *	L	67-91
Jan. 25 Oregon State *	W	79-68
Jan. 30 at #3 Stanford *	L	77-92
Feb. 1 at #21 California *	L	67-91
Feb. 6 Southern California *	L	60-80
Feb. 8 UCLA *	L	63-97
Feb. 14 Arizona State *	L	82-84
Feb. 20 at Oregon State *	L	68-84
Feb. 22 at Oregon *	W	76-74
Feb. 27 California *	L	85-91
Feb. 29 #5 Stanford *	L	66-97
Mar. 6 at UCLA *	L	67-83
Mar. 8 at Southern California *	L	68-71
Mar. 12 Washington *	W	78-70
Mar. 14 Washington State *	L	73-81

\* Pacific-10 Conference game

% Arizona Basketball Classic (Tucson, AZ)

& Roger L. Whitel Tournament (Evanston, IL)

## 1992-93 Results

**Overall Record: 13-14**

**Pac-10 Conference Record: 7-11**

**Coach: Joan Bonvicini**

Dec. 1 #3 Vanderbilt	L	63-73
Dec. 5 at #10 Texas	L	57-81
Dec. 7 at Southwest Texas State	L	77-83
Dec. 13 UC Irvine	W	84-64
Dec. 22 Northern Illinois	W	80-75
Dec. 27 Western Michigan %	W	76-48
Dec. 29 Providence %	W	70-68
Jan. 2 Michigan State	W	89-46
Jan. 7 #16 Southern California *	L	54-68
Jan. 9 UCLA *	L	77-91
Jan. 11 San Diego State	W	75-58
Jan. 14 at Washington *	L	68-82
Jan. 16 at Washington State *	W	64-55
Jan. 23 Arizona State *	L	72-73
Jan. 28 Oregon *	W	79-70
Jan. 30 Oregon State *	W	69-62
Feb. 5 at #9 Stanford *	L	52-69
Feb. 7 at #23 California *	W	73-72 OT
Feb. 11 Washington State *	W	72-64
Feb. 13 Washington *	L	69-72
Feb. 19 at Arizona State *	L	58-75
Feb. 25 at Oregon State *	W	63-49
Feb. 27 at Oregon *	L	63-77
Mar. 4 California *	L	74-81
Mar. 6 #9 Stanford *	L	60-79
Mar. 11 at UCLA *	W	91-83
Mar. 13 at #15 Southern California *	L	62-78

\* Pacific-10 Conference game

% Arizona Basketball Classic (Tucson, AZ)

## 1993-94 Results

**Overall Record: 15-12**

**Pac-10 Conference Record: 8-10**

**Coach: Joan Bonvicini**

Nov. 26 at Cal State-Fullerton	W	90-77
Nov. 28 at UC Irvine	W	73-67
Dec. 3 Eastern Washington %	W	89-68
Dec. 5 St. Mary's (CA) %	W	75-63
Dec. 7 #1 Tennessee	L	63-65
Dec. 11 at San Diego State	W	63-58
Dec. 21 Texas	L	68-79
Dec. 28 at Weber State	W	92-78
Jan. 8 at Arizona State *	W	89-62
Jan. 13 at California *	W	88-70
Jan. 15 at #11 Stanford *	L	64-87
Jan. 20 #9 Southern California *	L	65-76
Jan. 22 UCLA *	W	83-78
Jan. 27 at Oregon *	L	66-78
Jan. 29 at Oregon State *	L	84-90 OT
Feb. 3 Washington State *	W	82-71
Feb. 5 #17 Washington *	L	49-66
Feb. 10 #14 Stanford *	L	57-88
Feb. 12 California *	W	84-70
Feb. 16 Cal State-Northridge	W	98-57
Feb. 18 at UCLA *	L	69-85
Feb. 20 at #7 Southern California *	L	63-85
Feb. 24 Oregon State *	W	95-83
Feb. 26 Oregon *	L	67-74
Mar. 3 at #19 Washington *	L	76-79
Mar. 5 at Washington State *	W	71-68
Mar. 12 Arizona State *	W	104-69

\* Pacific-10 Conference game

% Copper Bowl Classic (Tucson, AZ)

## 1994-95 Results

**Overall Record: 11-19**

**Pac-10 Conference Record: 6-12**

**Coach: Joan Bonvicini**

Nov. 25 vs. #15 Florida \$	L	76-94
Nov. 26 vs. #8 Virginia \$	L	56-60
Nov. 27 vs. New Mexico \$	W	77-58
Dec. 2 Louisiana State &	W	71-62
Dec. 4 Oklahoma State &	L	40-64
Dec. 9 Fresno State	L	56-70
Dec. 11 Nevada	W	79-57
Dec. 17 Sacramento State	W	105-50
Dec. 18 Southwest Texas State	W	74-58
Dec. 22 at Northern Illinois	L	86-92
Dec. 29 at #8 Vanderbilt	L	39-79
Jan. 2 at #1 Tennessee	L	57-109
Jan. 7 Arizona State *	W	79-71
Jan. 12 California *	W	92-67
Jan. 14 #5 Stanford *	L	51-86
Jan. 19 at #24 Southern California *	L	54-85
Jan. 21 at UCLA *	W	64-61
Jan. 26 #24 Oregon *	W	78-74
Jan. 28 Oregon State *	L	64-79
Feb. 2 at Washington State *	L	72-78
Feb. 4 at #13 Washington *	L	71-79
Feb. 9 at #6 Stanford *	L	72-100
Feb. 11 at California *	L	66-94
Feb. 16 UCLA *	W	63-61
Feb. 18 #24 Southern California *	L	63-71
Feb. 23 at #21 Oregon State *	L	69-93
Feb. 25 at Oregon *	L	55-73
Mar. 2 #17 Washington *	L	68-71
Mar. 4 Washington State *	L	65-83
Mar. 11 at Arizona State *	W	81-72

\* Pacific-10 Conference game

% Wahine Classic (Honolulu, HI)

& Copper Bowl Classic (Tucson, AZ)

## 1995-96 Results

**Overall Record: 22-8**

**Pac-10 Conference Record: 10-8**

**Coach: Joan Bonvicini**

Dec. 1 Wyoming &	W	80-61
Dec. 3 Wake Forest &	W	63-47
Dec. 8 Cal State-Fullerton	W	87-33
Dec. 10 Weber State	W	92-46
Dec. 13 Southern Utah	W	83-68
Dec. 16 San Diego	W	87-52
Dec. 28 at Harvard	W	83-59
Dec. 30 at Providence	W	97-83
Jan. 4 California *	W	102-66
Jan. 6 #7 Stanford *	L	55-77
Jan. 9 Cal Poly-San Luis Obispo	W	75-39
Jan. 13 at Arizona State *	W	78-63
Jan. 18 at Southern California *	W	87-72
Jan. 20 at UCLA *	L	85-89
Jan. 24 #15 Oregon State *	W	72-58
Jan. 26 Oregon *	L	47-55
Feb. 1 at Washington *	L	67-77
Feb. 3 at Washington State *	L	65-71
Feb. 10 Arizona State *	W	82-73
Feb. 15 UCLA *	W	95-66
Feb. 17 Southern California *	W	78-73
Feb. 22 at Oregon *	W	56-51
Feb. 24 at #15 Oregon State *	L	66-76
Feb. 29 Washington State *	L	67-76
Mar. 2 Washington *	W	78-63
Mar. 7 at #3 Stanford *	L	61-77
Mar. 9 at California *	W	85-82
Mar. 21 vs. Western Kentucky %	W	80-72
Mar. 22 vs. Arkansas %	W	80-77
Mar. 23 vs. Northwestern %	W	79-63

\* Pacific-10 Conference game

& Copper Bowl Classic (Tucson, AZ)

% Women's National Invitation Tourn. (Amarillo, TX)

## 1996-97 Results

**Overall Record: 23-8**

**Pac-10 Conference Record: 12-6**

**Coach: Joan Bonvicini**

Nov. 15 at San Francisco %	W	85-79 OT
Nov. 17 at #11 Louisiana Tech %	L	60-73
Nov. 22 Evansville	W	78-50
Nov. 25 at Texas A&M	W	96-76
Nov. 29 Monmouth	W	84-42
Dec. 1 at Long Beach State	W	97-57
Dec. 6 San Jose State \$	W	90-55
Dec. 8 Harvard \$	W	82-45
Dec. 13 Northern Arizona	W	86-54
Dec. 19 at San Diego State	W	66-52
Dec. 21 at San Diego	W	87-65
Jan. 2 at California *	W	79-59
Jan. 5 at #3 Stanford *	L	68-91
Jan. 10 Arizona State *	W	72-66
Jan. 16 Southern California *	L	72-87
Jan. 18 UCLA *	W	69-45
Jan. 23 at Oregon State *	L	76-85
Jan. 25 at Oregon *	W	60-57
Jan. 30 Washington *	W	80-57
Feb. 1 Washington State *	W	76-46
Feb. 8 at Arizona State *	W	66-42
Feb. 14 at UCLA *	W	90-78
Feb. 16 at Southern California *	W	82-64
Feb. 20 Oregon *	L	81-85
Feb. 22 Oregon State *	W	72-56
Feb. 27 at Washington State *	W	62-53
Mar. 1 at Washington *	L	59-76
Mar. 6 #3 Stanford *	L	65-90
Mar. 8 California *	W	87-64
Mar. 14 vs. #25 We. Kentucky ^	W	76-54
Mar. 16 at #6 Georgia ^	L	74-80

\* Pacific-10 Conference game

% Preseason Women's National Invitation Tourn.

\$ Copper Bowl Classic (Tucson, AZ)

^ NCAA West Subregional (Athens, GA)

## 1997-98 Results

**Overall Record: 23-7**

**Pac-10 Conference Record: 14-4**

**Coach: Joan Bonvicini**

Nov. 23 UC Santa Barbara	W	107-74
Dec. 1 at Northern Arizona	W	89-66
Dec. 5 Northeastern @	W	96-49
Dec. 7 #12 Nebraska @	W	68-56
Dec. 10 Texas A&M	W	84-59
Dec. 20 vs. Purdue ^	L	54-68
Dec. 29 vs. Baylor %	W	86-73
Dec. 30 at #4 Louisiana Tech %	L	64-75
Jan. 2 at UCLA *	W	82-71
Jan. 4 at Southern California *	W	81-69
Jan. 8 Washington State *	L	61-64
Jan. 10 #7 Washington *	W	93-62
Jan. 12 #11 Stanford *	W	91-90
Jan. 17 at Arizona State *	W	70-60
Jan. 22 at Oregon *	L	66-68
Jan. 24 at Oregon State *	W	84-58
Jan. 29 California *	W	81-44
Jan. 31 vs. Kansas &	W	67-62
Feb. 5 at #21 Washington *	L	73-77
Feb. 7 at Washington State *	W	71-66
Feb. 14 Arizona State *	W	92-57
Feb. 19 Oregon State *	W	75-74
Feb. 21 Oregon *	W	68-48
Feb. 26 at California *	W	67-57
Feb. 28 at #5 Stanford *	L	90-108
Mar. 5 Southern California *	W	72-53
Mar. 7 UCLA *	W	84-73
Mar. 13 Santa Clara \$	W	75-63
Mar. 15 #17 Virginia \$	W	94-77
Mar. 21 vs. #3 Connecticut ~	L	57-74

\* Pacific-10 Conference game

@ Insight Classic (Tucson, AZ)

^ Neutral contest played in Indianapolis, IN

% Louisiana Tech Dial Classic (Ruston, LA)

& Pac-10/Big 12 Shootout (Lubbock, TX)

\$ NCAA East Subregional (Tucson, AZ)

~ NCAA East Regional (Dayton, OH)

# Year-by-Year Results

Linda Reinke  
(1982-84)



## 1998-99 Results

**Overall Record: 18-11**  
**Pac-10 Conference Record: 12-6**  
**Coach: Joan Bonvicini**

Nov. 13 vs. Wisc.-Green Bay &	W	84-65
Nov. 15 at Nebraska &	L	48-72
Nov. 19 #1 Purdue	L	58-65
Nov. 23 San Diego State	W	76-69
Dec. 4 Sam Houston State %	W	85-72
Dec. 6 #2 Louisiana Tech %	L	72-85
Dec. 10 Stephen F. Austin	W	90-76
Dec. 19 at UC Santa Barbara	W	78-71
Dec. 27 at #9 Colorado State	L	70-80
Jan. 2 #9 UCLA *	L	77-84
Jan. 4 Southern California *	W	73-63
Jan. 7 at Washington State *	L	77-87
Jan. 9 at Washington *	L	63-73
Jan. 16 Arizona State *	W	70-61
Jan. 21 #25 Oregon *	W	78-74
Jan. 23 Oregon State *	W	91-60
Jan. 28 at Stanford *	L	64-79
Jan. 30 at California *	W	77-58
Feb. 4 Washington *	W	84-58
Feb. 6 Washington State *	W	85-64
Feb. 13 at Arizona State *	W	76-67 OT
Feb. 19 at Oregon State *	W	66-53
Feb. 21 at #18 Oregon *	L	76-82
Feb. 25 California *	W	74-65
Feb. 27 Stanford *	W	81-67
Mar. 4 at Southern California *	W	68-62
Mar. 6 at #16 UCLA *	L	77-85
Mar. 12 vs. Florida \$	W	87-84 OT
Mar. 14 at #9 Rutgers \$	L	47-90

\* Pac-10 Conference game  
 & Nebraska CableVision Classic (Lincoln, NE)  
 % Insight.com Bowl Basketball Classic (Tucson, AZ)  
 \$ NCAA Midwest Subregional (Piscataway, NJ)

## 1999-2000 Results

**Overall Record: 25-7**  
**Pac-10 Conference Record: 13-5**  
**Coach: Joan Bonvicini**

Nov. 19 vs. Oklahoma \$	W	75-59
Nov. 20 vs. Tennessee Tech \$	W	87-71
Nov. 21 at Hawaii \$	W	86-73
Nov. 27 New Mexico	W	74-63
Nov. 30 #15 UC Santa Barbara	W	86-76
Dec. 6 Colorado State	W	89-75
Dec. 10 Texas Southern &	W	96-46
Dec. 12 Indiana &	W	87-70
Dec. 15 Northern Illinois	W	78-46
Dec. 21 at #23 Kansas	L	68-71
Dec. 28 vs. Marshall %	W	91-61
Dec. 29 at Louisville %	W	80-70
Jan. 6 California *	W	71-58
Jan. 8 Stanford *	L	95-98
Jan. 13 at Washington State *	W	83-68
Jan. 15 at Washington *	W	96-85
Jan. 20 #12 UCLA *	L	68-79
Jan. 22 Southern California *	W	67-52
Jan. 30 Arizona State *	W	60-58
Feb. 4 at Oregon *	W	73-66
Feb. 6 at Oregon State *	W	65-49
Feb. 10 Washington *	W	96-81
Feb. 12 Washington State *	W	81-52
Feb. 17 at Southern California *	L	68-80
Feb. 19 at #24 UCLA *	L	66-80
Feb. 26 at Arizona State	W	72-61
Mar. 2 Oregon State *	W	79-77 OT
Mar. 4 Oregon *	L	71-75
Mar. 9 at Stanford *	W	79-72
Mar. 11 at California *	W	64-58
Mar. 18 vs. Kent ^	W	73-61
Mar. 20 at #2 Tennessee ^	L	60-75

\* Pac-10 Conference game  
 \$ Hawaiian Regent Wahine Classic (Honolulu, HI)  
 & Insight.com Bowl Basketball Classic (Tucson, AZ)  
 % Seelbach Cardinal Classic (Louisville, KY)  
 ^ NCAA Midwest Subregional (Knoxville, TN)

## 2000-01 Results

**Overall Record: 20-12**  
**Pac-10 Conference Record: 9-9**  
**Coach: Joan Bonvicini**

Nov. 18 Brigham Young	W	76-71
Nov. 20 at #5 Notre Dame	L	65-95
Nov. 26 at UC Santa Barbara	W	71-63
Nov. 28 Rice	W	84-71
Dec. 6 Nevada-Las Vegas	W	91-74
Dec. 8 Bowling Green \$	W	99-43
Dec. 10 Fresno State \$	W	92-55
Dec. 17 Louisville	W	90-60
Dec. 19 vs. #9 Auburn &	L	66-69
Dec. 20 at UPR-Mayaguez &	W	105-41
Dec. 21 vs. Nebraska &	W	79-68
Dec. 29 Kansas	W	81-73
Jan. 4 at California *	W	79-68
Jan. 6 at #21 Stanford *	W	68-65
Jan. 11 Washington State *	W	97-58
Jan. 13 Washington *	W	88-72
Jan. 18 at Southern California *	L	67-81
Jan. 20 at UCLA *	L	56-59 OT
Jan. 27 at Arizona State *	L	57-67
Feb. 1 #22 Oregon *	W	88-76
Feb. 3 Oregon State *	W	83-73
Feb. 8 at Washington *	L	88-98
Feb. 10 at Washington State *	L	86-93
Feb. 15 UCLA *	W	89-79
Feb. 18 Southern California *	W	77-61
Feb. 24 #23 Arizona State *	L	67-70 OT
Mar. 1 at Oregon State *	L	66-67
Mar. 3 at Oregon *	L	78-83
Mar. 8 Stanford *	L	66-74
Mar. 10 California *	W	75-62
Mar. 15 Pepperdine %	W	85-65
Mar. 17 at New Mexico %	L	62-75

\* Pac-10 Conference game  
 \$ Arizona Basketball Classic (Tucson, AZ)  
 & San Juan Shootout (San Juan, Puerto Rico)  
 % Women's National Invitation Tournament

## 2001-02

**Overall Record: 14-14**  
**Pac-10 Conference Record: 10-8**  
**Coach: Joan Bonvicini**

Nov. 18 Pepperdine	W	81-77
Nov. 21 Ohio State	W	90-76
Nov. 24 #15 Notre Dame	W	72-70
Nov. 27 at New Mexico	L	67-75
Nov. 30 Holy Cross \$	L	74-83
Dec. 2 Pittsburgh \$	L	80-81
Dec. 8 at Rice	W	74-65
Dec. 16 at Stephen F. Austin	L	66-68
Dec. 19 #6 Stanford *	L	57-81
Dec. 21 California *	W	66-61
Dec. 30 at Arizona State *	L	64-87
Jan. 4 at Oregon *	L	53-72
Jan. 6 at Oregon State *	L	56-71
Jan. 10 Washington State *	W	107-57
Jan. 12 Washington *	W	83-69
Jan. 14 UC Santa Barbara	L	80-94
Jan. 17 at Southern California *	W	78-74
Jan. 19 at UCLA *	W	71-60
Jan. 24 at #3 Stanford *	L	62-76
Jan. 26 at California *	W	76-68
Jan. 31 Oregon State *	L	85-88OT
Feb. 2 Oregon *	W	84-68
Feb. 7 at Washington *	L	73-77
Feb. 9 at Washington State *	W	106-60
Feb. 14 UCLA *	W	77-62
Feb. 16 Southern California *	L	64-71
Feb. 23 Arizona State *	W	72-66
Mar. 2 vs. Arizona State %	L	58-66

\* Pac-10 Conference game  
 \$ Arizona Basketball Classic (Tucson, AZ)  
 % Pac-10 Conference Tournament (Eugene, OR)

## All-Time Win Streaks

The 1996-97 Arizona squad posted a 10-game win streak early in the season, the longest win streak ever at the UA. The longest win streaks in the program's history were posted during the following seasons:

10	1996-97
9	1999-2000
8	1995-96
8	1974-75
7	2000-01
6	2000-01
6	1999-2000
6	1996-97
6	1985-86
6	1972-73
5	1998-99
5	1997-98
5	1992-93
5	1988-89
5	1980-81
5	1973-74

## Home Win Streaks

15	Jan. 4, 1999-Jan. 6, 2000
10	Jan. 10, 1998-Mar. 15, 1998
9	Nov. 18, 2000-Jan. 13, 2001
7	Mar. 2, 1996-Jan. 10, 1997
7	Dec. 1, 1995-Jan. 4, 1996
7	Nov. 18, 1989-Jan. 11, 1990
5	Mar. 10, 2001-Nov. 24, 2001
5	Jan. 22, 2000-Mar. 2, 2000
5	Mar. 8, 1997-Dec. 10, 1997
5	Dec. 11, 1994-Jan. 12, 1995
5	Dec. 13, 1992-Jan. 2, 1993
5	Dec. 11, 1988-Dec. 31, 1988

## Overall Best Starts

12-1	1999-2000
12-1	1995-96
11-1	1996-97
10-1	1975-75
9-1	1985-86
7-1	2000-01
6-1	1997-98
6-1	1972-73
5-1	1993-94
5-1	1973-74

# Arizona Postseason History

Since the program's inception in 1973, Arizona women's basketball had never made a postseason appearance of any kind until 1996, when the Wildcats earned a spot in the Women's NIT. The following year, Arizona made its first NCAA tournament and had a streak of four consecutive NCAA tourney appearances until the 2001 season. The UA was seeded into a different region during each of its first four years in the NCAA tournament.

Arizona made its first-ever postseason appearance in 1996 by sweeping through three games in Amarillo, Texas, to take the title at the 1996 Women's National Invitation Tournament. The Wildcats defeated Western Kentucky, Arkansas and Northwestern to give themselves a perfect 3-0 record in their first postseason play.


In 1997, Arizona received its inaugural NCAA bid, earning a No. 7 seed in the West Region. The Wildcats made their NCAA debut in style, pounding 25th-ranked Western Kentucky, 76-54, on Mar 14, in Athens, Ga. In their second-round game, the Cats put a serious scare into sixth-ranked Georgia before finally being edged by the Bulldogs, 80-74, on Mar. 16.

The 1998 season marked only the second-ever NCAA tournament appearance for the Arizona women's basketball team, and the first time ever that the Wildcats made a Sweet Sixteen appearance.


For the first time in school history, women's NCAA tournament games were hosted in the McKale Center between Mar. 13-15, 1998. The third-seeded Wildcats opened tournament play with a 75-63 win over No. 14 Santa Clara on Mar. 13. Two nights later, the Cats notched a resounding 94-77 victory over sixth-seeded tournament veteran Virginia to advance to the Sweet Sixteen for the first time.

The Wildcats traveled to Dayton, Ohio, for the NCAA East Regional. Arizona faced third-ranked Connecticut and, after a hard-fought contest, fell to the Huskies, 57-74.

Arizona earned its third straight NCAA tournament berth in 1999, receiving a No.6 seed in the Midwest Region and travelling to Piscataway, N.J., for its subregional games. The Cats had a barn-burner in the first-round game on Mar. 12, scraping out an 87-84 win over 11th-seeded Florida in overtime. The young, inexperienced Wildcats weren't prepared for the power of host and No. 3 seed Rutgers, and they fell, 90-47, in the second round on Mar. 14.



**1996 Women's National Invitation Tournament - Champion**



**1997 NCAA Tournament - Second Round**



**1998 NCAA Tournament - Sweet Sixteen**

# Arizona Postseason History



**1999 NCAA Tournament - Second Round**



**2000 NCAA Tournament - Second Round**



**2001 Women's National Invitation Tournament - Second Round**

The 2000 season saw the Wildcats earn their fourth NCAA berth. Arizona was placed as a No. 8 seed in the Midwest Region and was sent on the road to Knoxville, Tenn. In the first round on Mar. 18, the Cats took on No. 9 seed Kent and earned a 73-61 victory to advance to the second round of play for the fourth straight year. On Mar. 20, the Cats came up against No. 1 seed and 2nd-ranked host team Tennessee in the second round but were defeated by the Lady Vols, 75-60. Tennessee went on to become the national runner-up.

In 2001, the Cats earned a berth in the Women's National Invitation Tournament. They were selected as a host team for a first-round game versus Pepperdine on Mar. 15. Arizona won that contest and advanced to a second-round game in Albuquerque, N.M., where the Wildcats dropped a 75-62 decision to host team New Mexico. New Mexico was eventually the WNIT runner-up.

## Arizona Postseason Results

### 2001 Women's National Invitation Tournament

Mar. 15, 2001 at Arizona 85, Pepperdine 65  
Mar. 17, 2001 at New Mexico 75, Arizona 62

### 2000 NCAA Tournament

**Midwest Subregional (Knoxville, Tenn.)**  
Mar. 18, 2000 Arizona 73, Kent 61  
Mar. 20, 2000 at Tennessee 75, Arizona 60

### 1999 NCAA Tournament

**Midwest Subregional (Piscataway, N.J.)**  
Mar. 12, 1999 Arizona 87, Florida 84 OT  
Mar. 14, 1999 at Rutgers 90, Arizona 47

### 1998 NCAA Tournament

**East Subregional (Tucson, Ariz.)**  
Mar. 13, 1998 at Arizona 75, Santa Clara 63  
Mar. 15, 1998 at Arizona 94, Virginia 77

### East Regional (Dayton, Ohio)

Mar. 21, 1998 Connecticut 74, Arizona 57

### 1997 NCAA Tournament

#### West Subregional (Athens, Ga.)

Mar. 14, 1997 Arizona 76, We. Kentucky 72  
Mar. 16, 1997 at Georgia 80, Arizona 72

### 1996 Women's National Invitation Tournament

#### Amarillo, Texas

Mar. 21, 1996 Arizona 80, We. Kentucky 72  
Mar. 22, 1996 Arizona 80, Arkansas 77  
Mar. 23, 1996 Arizona 79, Northwestern 63

## Team Records

### Most Points

Arizona: 94 vs. Virginia, 3/15/98  
Opponent: 90 by Rutgers, 3/14/99

### Victory Margin

+20 vs. Pepperdine (85-65), 3/15/01

### Defeat Margin

-43 at Rutgers (47-90), 3/14/99

### Field Goals Made

Arizona: 33 vs. Florida, 3/12/99  
Opponent: 30, three times; last by Rutgers, 3/14/99

### Field Goals Attempted

Arizona: 73 vs. Florida, 3/12/99  
Opponent: 85 by Florida, 3/12/99

### Field Goal Percentage

(*minimum 50 attempts*)  
Arizona: 58.8% (30-51) vs. Western Kentucky, 3/21/96  
Opponent: 57.7% (30-52) by Rutgers, 3/14/99

### Three-Point Field Goals

Arizona: 10 vs. Virginia, 3/15/98  
Opponent: 10 by Pepperdine, 3/15/01

### Three-Point Field Goals Attempted

Arizona: 21 at New Mexico, 3/17/01  
Opponent: 27 by Pepperdine, 3/15/01

### Three-Point Field Goal Percentage

(*minimum 10 attempts*)  
Arizona: 62.5% (10-16) vs. Virginia, 3/15/98  
Opponent: 75.0% (9-12) by Rutgers, 3/14/99

### Free Throws Made

Arizona: 30 vs. Pepperdine, 3/15/01  
Opponent: 25 by New Mexico, 3/17/01

### Free Throws Attempted

Arizona: 44 vs. Pepperdine, 3/15/01  
Opponent: 35 by New Mexico, 3/17/01

### Free Throw Percentage

(*minimum 20 attempts*)  
Arizona: 86.4% (19-22) vs. Florida, 3/12/99  
Opponent: 95.5% (21-22) by Rutgers, 3/14/99

### Rebounds

Arizona: 46 vs. Virginia, 3/15/98  
Opponent: 59 by Florida, 3/12/99

### Personal Fouls

Arizona: 24, twice, last at Tennessee, 3/20/00  
Opponent: 31 by Pepperdine, 3/15/01

### Assists

Arizona: 25 vs. Northwestern, 3/23/96  
Opponent: 21 by Pepperdine, 3/15/01

### Turnovers

Arizona: 30 at Georgia, 3/16/97  
Opponent: 26, twice, last by Santa Clara, 3/13/98

## Individual Records

### Most Points

Arizona: 30, Adia Barnes vs. Virginia, 3/15/98  
Opponent: 29, Lisa Hosac, Virginia, 3/15/98

### Field Goals Made

Arizona: 11, twice, last by Adia Barnes vs. Virginia, 3/15/98  
Opponent: 11, Kimberly Wilson, Arkansas, 3/22/96

### Field Goals Attempted

Arizona: 22, Angela Lackey vs. Florida, 3/12/99  
Opponent: 26, Tonya Washington, Florida, 3/12/99

### Field Goal Percentage

(*minimum 10 attempts*)  
Arizona: 78.6% (11-14), twice, last by Adia Barnes vs. Virginia, 3/15/98  
Opponent: 71.4% (10-14), Julie Studer, Kent, 3/18/00

### Three-Point Field Goals Made

Arizona: 6, Lisa Griffith vs. Connecticut, 3/21/98  
Opponent: 5, twice, last by Michele Ratay, Northwestern, 3/23/96

### Three-Point Field Goals Attempted

Arizona: 10, Brenda Pantoja vs. Northwestern, 3/23/96  
Opponent: 12, Kimberly Wilson, Arkansas, 3/22/96

### Three-Point Field Goal Percentage

(*minimum 5 attempts*)  
Arizona: 83.3% (5-6), Lisa Griffith vs. Western Kentucky, 3/21/96  
Opponent: 66.7% (4-6), twice, last by Shawnetta Stewart, Rutgers, 3/14/99

### Free Throws Made

Arizona: 9, twice, last by Angela Lackey vs. Florida, 3/12/99  
Opponent: 9, Lisa Hosac, Virginia, 3/15/98

### Free Throws Attempted

Arizona: 15, Veranda James vs. Pepperdine, 3/15/01  
Opponent: 11, Megan Chawansky, Northwestern, 3/23/96

### Free Throw Percentage

(*minimum 9 attempts*)  
Arizona: 1.000% (9-9), Angela Lackey vs. Florida, 3/12/99  
Opponent: 90.0% (9-10), Lisa Hosac, Virginia, 3/15/98

### Rebounds

Arizona: 11, three times, last by Veranda James vs. Pepperdine, 3/15/01  
Opponent: 17, Christina Braden, Northwestern, 3/23/96

### Assists

Arizona: 13, Brenda Pantoja vs. Northwestern, 3/23/96  
Opponent: 9 by Brandi McCain, Florida, 3/12/99

### Turnovers

Arizona: 11, Reshea Bristol at Rutgers, 3/14/99  
Opponent: 11, Lisa Sacco, Santa Clara, 3/13/98



**LaKeisha Taylor**  
(1999-2002)

## Arizona Postseason Roster

*The following is a roster of the Arizona women's basketball players with post-season experience, including the years of competition...*

Alexander, Marte - 1996, 1997, 1998  
**Allen, Candice - 2001**  
Barnes, Adia - 1996, 1997, 1998  
Barrington, Jacque - 1996, 1997  
Bozeman, Tysell - 2000  
Brase, Julie - 1999, 2000  
Bristol, Reshea - 1998, 1999, 2000, 2001  
Brown, Tatum - 2000  
Chesney, Jenn - 2001  
Constand, Andrea - 1996  
Crank, Monika - 1996, 1997, 1998, 2000  
Giordano, Mikko - 1996, 1997, 1998  
Griffith, Lisa - 1997, 1998, 1999, 2000  
**Grzyb, Aimee - 2001**  
Hambrick, Shontey - 1996, 1997, 1998  
Imara, Fatima - 1996, 1997  
James, Veranda - 2001  
Lackey, Angela - 1999, 2000  
Minter, DeAngela - 1996, 1997, 1998  
Mitchell, Michelle - 1999, 2000, 2001  
Pantoja, Brenda - 1996  
Phoenix, Amber - 1997  
Pickney, Elizabeth - 1999, 2000, 2001  
Sturdivant, Jamie - 2000  
Taylor, LaKeisha - 1999, 2000, 2001  
Walker, Cha-Ron - 1997  
**Warren, Krista - 2000**  
Willis, Felecity - 1997, 1998, 1999, 2000

**Boldface indicates current/active players.**

# All-Time Letterwinners



**Jacinda Sweet**  
(1992-95)



**DeAngela Minter**  
(1995-98)

## A

Acosta, Miroslava - 1986, 87  
**Adefeso, Danielle - 2002**  
 Alexander, Marte - 1995, 96, 97, 98  
**Allen, Candice - 2001, 02**  
 Anderson, Keisha - 1993  
 Andrews, Cindy - 1977  
 Archie, Alicia - 1984, 85

## B

Banas, Bonnie - 1979  
 Barber, Elizabeth - 1972  
 Barnes, Adia - 1995, 96, 97, 98  
 Barrington, Jacque (Clark) - 1994, 95, 96, 97  
 Bergeson, Dawn - 1988  
 Beausoliel, Colette - 1983  
 Bozeman, Tysell - 2000  
 Bradshaw, Lisa - 1982, 84  
**Brase, Julie - 1999, 2000, 02**  
 Bristol, Reshea - 1998, 99, 2000, 01  
 Broaden, Pat - 1982  
 Brown, Tatum - 1999, 2000  
 Brown, Timi - 1987, 88, 90, 91  
 Brummell, Linley - 1986, 87  
 Buntin, Tonee - 1982  
 Buxton, Sarah - 1980

## C

Caliway, Chris - 1980  
 Callahan, Jen - 1999  
 Canez, Ida  
 Carr, Susie - 1991  
 Carter, Glenna - 1979  
 Chesney, Jenn - 2001  
 Clark, Margo - 1991, 92, 93  
 Coder, Shawn - 1991, 92, 93, 94  
 Constand, Andrea - 1993, 94, 95, 96  
 Conway, Kim - 1990, 91, 93, 94  
 Crank, Monika - 1996, 97, 98, 2000

## D

Darling, Sue - 1981, 82  
 Davenport, Gail - 1978  
 De Champlain, Valerie - 1988, 89  
 Dodds, Angie - 1984, 85, 86, 87  
 Dove, Bonnie - 1993, 94  
 Draper, Cheryl - 1986  
 Dunlap, Janice - 1974

## F

Fontenette, Mary - 1986  
 Ford, Carmen - 1985, 86  
 Frese, Brenda - 1989, 90, 91, 92

## G

Gamble, Amy - 1989  
 Gault, Gail - 1974  
 Garnett, April - 1990, 91  
 Gilbert, Penny - 1979, 80  
 Giordano, Kristina - 1989  
 Giordano, Michelle "Mikko" - 1995, 96, 97, 98  
 Glisky, Linda - 1991  
 Goschinski, Janet - 1978, 79, 80  
 Grennan, Regina - 1987, 88, 89, 90  
 Griffith, Lisa - 1997, 98, 99, 2000  
 Grout, Heather - 1983  
**Grzyb, Aimee - 2001, 02**

## H

Hambrick, Shontey - 1996, 97, 98  
 Handley, Melissa - 1989, 90, 91, 92  
 Harris, Atina - 1994, 95  
 Humphrey, Cheryl - 1988, 89, 90, 91  
 Husk, Laura Jo - 1975  
 Hyde, Barbara - 1985, 86, 87

## I

Ineman, Joanne - 1983  
 Imara, Fatima - 1995, 96, 97

## J

James, Veranda - 2001  
 Jorgenson, Lori - 1975, 76, 77, 78  
 Johnson, Keisha - 1995

## K

Klemans, Ruth - 1980  
 Klemm, Mary - 1989, 90, 91, 92  
 Kubiak, Barbara - 1984, 85

## L

Lackey, Angela - 1999, 2000  
 Leikem, Tammy - 1988  
 Livingston, Amy - 1988, 89, 90  
 Longanecker, Jill - 1979, 80, 81

## M

Magee, Megan - 1991, 92, 93  
 Martin, Leslie - 1981, 82, 83  
 Maxwell, Bess - 1974  
 McFadden, Anne - 1979, 80, 81, 82  
 Meyer, Julie - 1987, 88, 89, 90  
 Midkiff, Laura - 1981  
 Minter, DeAngela - 1995, 96, 97, 98  
 Mitchell, Michelle - 1999, 2000, 01

## N

Naranjo, Greta - 1988, 89  
 Northway, Sarah - 1994, 95

## O

Olsen, Heidi - 1980  
 Overturf, Tannis - 1982, 83, 84, 85

## P

Pantoja, Brenda - 1992, 94, 95, 96  
 Patterson, Dana - 1985, 86, 87  
 Phoenix, Amber - 1997, 98  
 Pickney, Elizabeth - 1999, 2000, 01, 02

## R

Reinke, Linda - 1982, 83, 84  
 Richards, Maricia - 1975  
**Roberson, Robin - 2002**  
 Roberts, Pam - 1979, 80, 81, 82  
 Robertson, Shana - 1981, 82

## S

Schulz, Julie - 1979  
 Sisneros, Dorothy - 1976, 77, 78, 79  
 Smith, Brenda - 1985, 86  
 Smith, Charlotte - 1980, 81  
 Smith, Kirsten - 1983, 84, 85, 86  
 Smith, Lori - 1982, 83  
 Smith, Trina - 1992, 93, 94  
 Stowers, Adrianne - 1985, 86, 87  
 Struthers, Peggy - 1974  
 Sturdivant, Jamie - 2000  
 Sweet, Jacinda - 1992, 93, 94, 95

## T

Tave, Stacie - 1993, 94  
 Taylor, LaKeisha - 1999, 2000, 01, 02  
 Taylor, Shannon - 1993  
 Teske, Debbie - 1989  
 Thompson, Janelle - 1991, 92, 93, 94  
 Tibbetts, Michelle - 2002  
 Turner, Yolanda - 1984, 85, 86, 87

## W

Walker, Cha-Ron - 1997, 98  
**Warren, Krista - 2000, 01, 02**  
**Wheeler, Dee-Dee - 2002**  
 Willis, Felecity - 1997, 98, 99, 2000  
 Wuertz, Carolyn - 1973

**Boldface indicates returning/active player.**

# All-Time Jersey Numbers List

<b>00</b> Shontey Hambrick - 1996, 97, 98 <b>Shawntinice Polk - 2003</b>	<b>21</b> Kit Bryan - 1976 Anne Mariucci - 1977 Gail Davenport - 1978 Jill Longanecker - 1979, 80, 81 Regina Grennan - 1987, 88, 89, 90 Mary Klemm - 1991, 92 Keisha Anderson - 1993 Jamie Sturdivant - 2000 <b>Katrina Lindner - 2003</b>	Cha-Ron Walker - 1997, 98 Tysell Bozeman - 2000, 01 <b>Phakisha Peterson - 2003</b>
<b>3</b> Lisa Griffith - 1997, 98, 99, 2000	<b>22</b> Cindy Andrews - 1977 Pam Roberts - 1979, 80, 81, 82 Barb Kubiak - 1984, 85 Miroslava Acosta - 1986, 87 Dawn Bergeson - 1988 Kristina Giordano - 1989 Stacie Tave - 1993, 94 Monika Crank - 1996, 97, 98, 2000 Veranda James - 2001	<b>34</b> Charlotte Smith - 1979, 80, 81 Julie Meyer - 1987, 88, 89, 90 Megan Magee - 1991, 92, 93 Michelle "Mikko" Giordano - 1995, 96, 97, 98 Angela Lackey, 1999, 2000
<b>4</b> Cheryl Humphrey - 1988, 89, 90, 91 Jacinda Sweet - 1992, 93, 94, 95 <b>Candice Allen - 2001, 02, 03</b>	<b>23</b> Marcia Richards - 1975, 76 Michele Trifero - 1977 Glenna Carter - 1979 Chris Caliway - 1980, 81 Janelle Thompson - 1991, 92, 93, 94 Keisha Johnson - 1995 Felecity Willis - 1997, 98, 99, 2000 <b>Natalie Jones - 2003</b>	<b>35</b> Linda Reinke - 1982, 83, 84 Barb Hyde - 1985, 86, 87 Amy Livingston - 1988, 89, 90 Fatima Imara - 1995, 96, 97 <b>Krista Warren - 2000, 01, 02, 03</b>
<b>5</b> Greta Naranjo - 1988, 89 Shawn Coder - 1991 Jen Callahan - 1999 <b>Donnisha "CoCoa" Sanford - 2003</b>	<b>24</b> Anita Eggert - 1977 Janet Goschinski - 1978, 79, 80, 81 Kirsten Smith - 1983, 84, 85, 86 Brenda Frese - 1989, 90, 92 Atina Harris - 1995 Michelle Tibbetts - 2002	<b>40</b> Colette Beausoliel - 1982, 84 Mary Fontenette - 1986
<b>10</b> Sue Darling - 1982 Joanne Ineman - 1983 Lisa Lovallo - 1984 Dana Patterson - 1985, 86, 87, 88 Mary Klemm - 1989, 90 Linda Glisky - 1991 Reshea Bristol - 1998, 99, 2000, 01	<b>25</b> Shanna Klassen - 1976 Connie LaBuhn - 1977, 78 Leslie Martin - 1981, 82, 83 Yolanda Turner - 1984, 85, 86, 87 Shawn Coder - 1992, 93, 94	<b>41</b> Jane Elder - 1975 Wendy Timm - 1976 Sue Darling - 1979 Monique Paige - 1998
<b>11</b> Laurie Craig - 1977 Sarah Buxton - 1978, 79, 80 Sue Darling - 1981 Lisa Bradshaw - 1982, 83, 84 Tracey Barnes - 1983 Linley Brummell - 1986, 87, 88 Meg Mitchell - 1989 Brenda Pantoja - 1992, 94, 95, 96 <b>Dee-Dee Wheeler - 2002, 03</b>	<b>30</b> Pat Broaden - 1982, 83 Adrienne Stowers - 1985, 86, 87, 88 Debbie Teske - 1989 Adia Barnes - 1995, 96, 97, 98 <b>Jessica Duger - 2003</b>	<b>42</b> Julie Schulz - 1976, 77, 78, 79 Wendy Harding - 1981 Angie Dodds - 1985, 86, 87 Marte Alexander - 1995, 96, 97, 98
<b>12</b> Gail Davenport - 1976 Sharon Rodgers - 1977, 78 Bonnie Banas - 1979 Laura Midkiff - 1981 Melissa Handley - 1989, 90, 91, 92 Shannon Taylor - 1993	<b>31</b> Lori Smith - 1982, 83 Rebekah Lewis - 1984 Margo Clark - 1991, 92, 93, 94 Amber Phoenix - 1997, 98 <b>Robin Roberson - 2002, 03</b>	<b>43</b> Lori Jorgensen - 1975, 76, 77, 78 Anne McFadden - 1979, 80, 81, 82 Heather Grout - 1983 Angie Dodds - 1984 Brenda Smith - 1985, 86
<b>13</b> Barb Garcia - 1978 Penny Gilbert - 1979, 80 <b>Aimee Grzyb - 2001, 02, 03</b>	<b>32</b> Gail Davenport - 1977 Kris Stewart - 1978, 79 Shana Robertson - 1982, 83 Alicia Archie - 1984, 85 Kim Conway - 1990, 91, 93, 94 DeAngela Minter - 1995, 96, 97, 98 <b>Svjetlana Papcevic - 2003</b>	<b>44</b> Bess Maxwell - 1975, 76 Nancy Dean - 1977 Sue Darling - 1980 Tonee Buntin - 1982 Carmen Ford - 1985, 86 Sarah Northway - 1994, 95 <b>Danielle Adefeso - 2002, 03</b>
<b>14</b> Dorothy Sisneros - 1976, 77, 78, 79 Trina Smith - 1992, 93, 94 Jenn Chesney - 2001	<b>33</b> Kim Unright - 1979 Heidi Olsen - 1980 Shana Robertson - 1981 Vicky Rayle - 1983 Apryl Garnett - 1990, 91 Andrea Constand - 1993, 94, 95, 96	<b>45</b> Laura Jo Husk - 1976 Lynn Engleman - 1977 Liz Newcomb - 1978 Elizabeth Pickney - 1999, 2000, 01, 02
<b>15</b> Shelley Aboud - 1975 Wendy Timm - 1977 Chris Caliway - 1979 Ruth Klemans - 1980 Pat Cheriton - 1981 Tannis Overturf - 1982, 83, 84 Timi Brown - 1987, 88, 89, 90, 91 Kate Crane - 1997 <b>Anna Chappell - 2003</b>	<b>50</b> LaKeisha Taylor - 1999, 2000, 01, 02	<b>51</b> Tannis Overturf - 1985 Michelle Mitchell - 1999, 2000, 01
<b>20</b> Kit Bryan - 1975 Stacy Smith - 1985 Cheryl Draper - 1986 Valerie de Champlain - 1988, 89, 90 Susie Carr - 1991 April Nixon - 1994 <b>Julie Brase - 1999, 2000, 02, 03</b>	<b>51</b> Lori Smith - 1982, 83 Rebekah Lewis - 1984 Margo Clark - 1991, 92, 93, 94 Amber Phoenix - 1997, 98 <b>Robin Roberson - 2002, 03</b>	<b>52</b> Bonnie Dove - 1993, 94
	<b>52</b> Gail Gault - 1975 Jacque (Clark) Barrington - 1994, 95, 96, 97 Tatum Brown - 1999, 2000	<b>53</b> Gail Gault - 1975 Jacque (Clark) Barrington - 1994, 95, 96, 97 Tatum Brown - 1999, 2000
	<b>53</b> Kim Unright - 1979 Heidi Olsen - 1980 Shana Robertson - 1981 Vicky Rayle - 1983 Apryl Garnett - 1990, 91 Andrea Constand - 1993, 94, 95, 96	<b>54</b> Tammy Leikem - 1988 Amy Gamble - 1989
	<b>54</b> Tammy Leikem - 1988 Amy Gamble - 1989	<b>55</b> Laura Jo Husk - 1975
	<b>55</b> Laura Jo Husk - 1975	<b>Boldface indicates current/active player.</b>

# All-Time Honors



**Monika Crank**  
(1996-2000)



**Janelle Thompson**  
(1991-94)

## Individual Honors

### All-America

1991-92	Margo Clark	<i>Basketball Times</i> honorable mention
1992-93	Keisha Anderson	<i>Basketball Times</i> All-Freshman second team
1996-97	Adia Barnes	Associated Press honorable mention
	Adia Barnes	Kodak/WBCA honorable mention
	Lisa Griffith	<i>Women's Basketball News</i> All Freshman third team
1997-98	Adia Barnes	Associated Press third team
	Adia Barnes	WBCA/Kodak honorable mention
	Adia Barnes	USBWA first team
	Adia Barnes	<i>Women's Basketball Journal</i> second team
	Adia Barnes	<i>The Sporting News</i> honorable mention

### All-District/Region Team

1978-79	Jill Longanecker	National Scouting Association Region 7
1985-86	Miroslava Acosta	Kodak/WBCA District 7
1986-87	Dana Patterson	Kodak/WBCA District 7
1996-97	Adia Barnes	Kodak/WBCA District 8
1997-98	Adia Barnes	Kodak/WBCA District 8
2000-01	Reshea Bristol	Kodak/WBCA District 8

### United States Olympic Team West

1992-93	Keisha Anderson	
	Jacinda Sweet	

### Women's National Invitation Tournament Most Valuable Player

1995-96	Adia Barnes	
---------	-------------	--

### WNIT All-Tournament Team

1995-96	Adia Barnes	
	Andrea Constand	
	Brenda Pantoja	

### NCAA Assists Leader

1995-96	Brenda Pantoja	
---------	----------------	--

### Academic All-America Team

1985-86	Barbara Hyde	
	Linley Brummell	

### All-Intermountain Conference

1976-77	Gail Davenport	honorable mention
---------	----------------	-------------------

### All-Western Collegiate Athletic Association

1979-80	Pam Roberts	honorable mention
1980-81	Pam Roberts	honorable mention
1981-82	Leslie Martin	honorable mention
1982-83	Leslie Martin	honorable mention
1984-85	Kirsten Smith	honorable mention

### All-Pacific West

1985-86	Miroslava Acosta	first team
	Kirsten Smith	first team
	Yolanda Turner	honorable mention

### NCAA Foundation Leadership Conference

1997-98	Monika Crank	
---------	--------------	--

### Pac-10 Conference All-Star Foreign Tour

1988-89	Melissa Handley	Hungary
1989-90	Brenda Frese	Germany
1990-91	Melissa Handley	Taiwan
1995-96	Adia Barnes	Japan

### Pacific-10 Player of the Year

1997-98	Adia Barnes	
---------	-------------	--

### All-Pacific-10 Conference

1986-87	Dana Patterson	second team
	Miroslava Acosta	honorable mention
1987-88	Dana Patterson	first team
1988-89	Amy Gamble	first team
1991-92	Margo Clark	first team
1994-95	Adia Barnes	honorable mention
1995-96	Adia Barnes	first team
	Brenda Pantoja	first team
1996-97	Adia Barnes	first team
	Lisa Griffith	honorable mention
1997-98	Adia Barnes	first team
	Marte Alexander	honorable mention
	Monika Crank	honorable mention
	Lisa Griffith	honorable mention
	Felecity Willis	honorable mention
1998-99	Angela Lackey	first team
	Felecity Willis	first team
	Lisa Griffith	honorable mention
1999-2000	Tatum Brown	first team
	Felecity Willis	first team
	Reshea Bristol	honorable mention
	Lisa Griffith	honorable mention
	Angela Lackey	honorable mention
2000-01	Reshea Bristol	first team
	Elizabeth Pickney	first team
2001-02	Elizabeth Pickney	first team

### Pacific-10 All-Academic Team

1986-87	Yolanda Turner	second team
	Linley Brummell	honorable mention
	Barbara Hyde	honorable mention
1987-88	Timi Brown	second team
1989-90	Timi Brown	second team
1990-91	Timi Brown	honorable mention
1991-92	Megan Magee	honorable mention
1992-93	Jacinda Sweet	honorable mention
1993-94	Janelle Thompson	second team
1995-96	Marte Alexander	honorable mention
	DeAngela Minter	honorable mention
1996-97	Marte Alexander	second team
1997-98	Marte Alexander	first team
2000-01	Elizabeth Pickney	honorable mention
	Krista Warren	honorable mention
2001-02	Krista Warren	honorable mention

### Pacific-10 Freshman of the Year

1994-95	Adia Barnes	
2001-02	Dee-Dee Wheeler	

### Pacific-10 All-Freshman Team

1991-92	Jacinda Sweet	first team
1992-93	Keisha Anderson	first team
1994-95	Adia Barnes	first team
	Mikko Giordano	honorable mention
	DeAngela Minter	honorable mention
1996-97	Lisa Griffith	first team
1997-98	Reshea Bristol	first team
1998-99	Elizabeth Pickney	first team
1999-2000	Krista Warren	first team
2000-01	Veranda James	first team

# All-Time Honors / UA in the National Rankings

## Pac-10 Players of the Week

Jan. 30, 1989 - Amy Gamble	Feb. 23, 1998 - Adia Barnes
Jan. 6, 1992 - Margo Clark	Dec. 20, 1998 - Angela Lackey
Mar. 15, 1993 - Shawn Coder	Jan. 25, 1999 - Reshea Bristol
Dec. 13, 1993 - Shawn Coder	Nov. 29, 1999 - Elizabeth Pickney
Dec. 12, 1994 - Adia Barnes	Dec. 6, 1999 - Tatum Brown
Jan. 9, 1995 - Adia Barnes	Jan. 17, 2000 - Lisa Griffith
Jan. 2, 1996 - Adia Barnes	Feb. 7, 2000 - Felecity Willis
Feb. 19, 1996 - Adia Barnes	Dec. 11, 2000 - Elizabeth Pickney
Feb. 3, 1997 - Monika Crank	Jan. 1, 2001 - Reshea Bristol
Feb. 17, 1997 - Lisa Griffith	Jan. 8, 2001 - Reshea Bristol
Jan. 5, 1998 - Adia Barnes	Feb. 5, 2001 - Elizabeth Pickney
Jan. 19, 1998 - Adia Barnes	Nov. 26, 2001 - Elizabeth Pickney

## Team Awards

### Most Valuable Player

1996-97	Adia Barnes
1997-98	Adia Barnes
1998-99	Angela Lackey
	Felecity Willis
2000-01	Reshea Bristol
2001-02	Elizabeth Pickney

### Defensive Most Valuable Player

1995-96	DeAngela Minter
1996-97	DeAngela Minter
1997-98	DeAngela Minter
1998-99	Reshea Bristol
1999-2000	Reshea Bristol
2000-01	Reshea Bristol
2001-02	Dee-Dee Wheeler

### Most Improved Player

1995-96	Marte Alexander
1996-97	Monika Crank
1997-98	Marte Alexander
1998-99	LaKeisha Taylor
1999-2000	LaKeisha Taylor
2000-01	Candice Allen
2001-02	Danielle Adefeso

### Freshman of the Year

1996-97	Lisa Griffith
1997-98	Reshea Bristol
1998-99	Elizabeth Pickney
1999-2000	Krista Warren
2000-01	Veranda James
2001-02	Dee-Dee Wheeler

### Hustle Award

1998-99	Felecity Willis
1999-2000	Felecity Willis
2000-01	Krista Warren
2001-02	Krista Warren
	Aimee Grzyb

### Most Inspirational Player

1994-95	Jacinda Sweet
1995-96	Fatima Imara
1997-98	Felecity Willis
1999-2000	Tysell Bozeman
2000-01	Julie Brase

### Comeback Player of the Year

1996-97	Amber Phoenix
---------	---------------

### Outstanding Senior

1986-87	Yolanda Turner
---------	----------------

### Rebounding Award

1996-97	Adia Barnes
1997-98	Adia Barnes
1998-99	Elizabeth Pickney
1999-2000	Tatum Brown
2000-01	Veranda James
2001-02	Krista Warren

### Free Throw Percentage Award

1996-97	Mikko Giordano
1997-98	DeAngela Minter
1998-99	Julie Brase
1999-2000	Julie Brase
2000-01	Aimee Grzyb
2001-02	Elizabeth Pickney

### Assists Leader

1996-97	Lisa Griffith
1998-99	Felecity Willis
1999-2000	Felecity Willis
2000-01	Reshea Bristol
2001-02	Dee-Dee Wheeler

### Golden "A" Award

1981-82	Leslie Martin
---------	---------------

## Coaching Honors

### Pacific-West Coach of the Year

1985-86	Wendy Larry
---------	-------------

### USA World University Games Women's Basketball Team

1992-93	Joan Bonvicini
---------	----------------

### Pac-10 All-Star Foreign Tour

1995-96	Joan Bonvicini	Japan
	Traci Waites	
	Bill Broderick	

### Pacific-10 Coach of the Year

1997-98	Joan Bonvicini
---------	----------------

## Arizona in the National Rankings

On Nov. 7, 1997, the Arizona women's basketball program received its first ever national ranking. The Cats were placed at No. 15 in the Associated Press preseason rankings. Four days later, the UA was also ranked 15th in the *USA Today*/ESPN Coaches Poll. From that point through the remainder of the season, the Wildcats were ranked in both polls, rising as high as No. 7 and never falling lower than that preseason No. 15.

The Wildcats tipped off the 1998-99 season ranked No. 21 in both preseason polls. They weren't able to break back into the national rankings after that, although they did receive votes in one or both polls nearly every week of the season.

The 1999-2000 season saw Arizona re-enter the polls. After being ranked No. 24 in the preseason AP poll and No. 24 in the preseason Coaches Poll, the Cats worked their way as high as No. 14 several times. The UA ended the year ranked No. 21 in the AP poll and No. 20 in the Coaches Poll.

During 2000-01, the Cats were merely receiving votes in both polls through the early part of the season. Then, after opening the year with a solid 12-2 mark and sweeping California and Stanford to begin Pac-10 play, Arizona broke into the rankings at No. 22 in the AP poll and No. 24 in the Coaches Poll. The Wildcats rose as high as No. 19 in both polls and were ranked for eight straight weeks in the Coaches Poll. The UA fell out of the AP top 25 during the week of Feb. 12 and dropped out of the Coaches Poll in the Mar. 5 poll. Arizona ended the year by receiving votes in both polls.

### 1997-98 Weekly Rankings

	AP	USA Today
Preseason	No. 15	No. 15
Nov. 17, 1997	No. 14	<i>no poll</i>
Nov. 24, 1997	No. 12	No. 13
Dec. 1, 1997	No. 11	No. 12
Dec. 8, 1997	No. 8	No. 9
Dec. 15, 1997	No. 7	No. 7
Dec. 22, 1997	No. 11	No. 9
Dec. 29, 1997	No. 10	No. 8
Jan. 5, 1998	No. 10	No. 10
Jan. 12, 1998	No. 9	No. 10
Jan. 19, 1998	No. 7	No. 9
Jan. 27, 1998	No. 10	No. 11
Feb. 2, 1998	No. 8	No. 9
Feb. 9, 1998	tied No. 9	No. 11
Feb. 16, 1998	No. 8	No. 10
Feb. 23, 1998	No. 7	No. 8
Mar. 2, 1998	No. 9	No. 8
Mar. 9, 1998	No. 9	No. 8
April 1, 1998	<i>no poll</i>	No. 9

### 1999-2000 Weekly Rankings

	AP	USA Today
Preseason	No. 25	No. 24
Nov. 15, 1999	No. 25	<i>no poll</i>
Nov. 22, 1999	No. 24	No. 23
Nov. 29, 1999	No. 21	No. 23
Dec. 6, 1999	No. 19	No. 19
Dec. 13, 1999	No. 17	No. 16
Dec. 20, 1999	No. 14	No. 14
Dec. 27, 1999	No. 19	No. 15
Jan. 3, 2000	No. 18	No. 15
Jan. 10, 2000	No. 20	No. 18
Jan. 17, 2000	No. 16	No. 14
Jan. 24, 2000	No. 18	No. 15
Jan. 31, 2000	No. 19	No. 15
Feb. 7, 2000	No. 16	No. 14
Feb. 14, 2000	No. 15	No. 14
Feb. 21, 2000	No. 23	No. 19
Feb. 28, 2000	No. 20	No. 16
Mar. 6, 2000	No. 22	No. 20
Mar. 13, 2000	No. 21	No. 20
April 3, 2000	<i>no poll</i>	No. 20

### 2000-01 Weekly Rankings

	AP	USA Today
Preseason	15 votes	71 votes
Nov. 13, 2000	13 votes	<i>no poll</i>
Nov. 20, 2000	15 votes	44 votes
Nov. 27, 2000	2 votes	41 votes
Dec. 4, 2000	9 votes	48 votes
Dec. 11, 2000	11 votes	36 votes
Dec. 18, 2000	26 votes	42 votes
Jan. 1, 2001	40 votes	31 votes
Jan. 8, 2001	No. 22	No. 24
Jan. 15, 2001	No. 19	No. 23
Jan. 22, 2001	No. 23	No. 25
Jan. 29, 2001	12 votes	No. 23
Feb. 5, 2001	No. 22	No. 19
Feb. 12, 2001	10 votes	No. 23
Feb. 19, 2001	22 votes	No. 23
Feb. 26, 2001	1 vote	No. 25
Mar. 5, 2001	3 votes	19 votes
Mar. 12, 2001	3 votes	13 votes
April 3, 2001	<i>no poll</i>	14 votes

# Wildcats in the Pros




**Adia Barnes (1995-98)**

2002 - WNBA Seattle Storm  
26 GP, 17 GS, 3.5 PPG, 3.9 RPG, 1.2 SPG  
2000-01 - WNBA Cleveland Rockers  
*(waived in July 2001)*  
1999-2000 - WNBA Minnesota Lynx  
*(traded in 2000)*  
1998 - WNBA Draft  
4th round, 32nd overall by Sacramento Monarchs  
*(waived in 1998)*  
Portugal, France, Israel



**Felecity Willis (1997-2000)**

2002 - WNBL Chicago Blaze  
2001 - WNBA Charlotte Sting  
*(waived in May 2001)*  
2000 - WNBA Los Angeles Sparks  
*(waived in 2000)*  
Puerto Rico



**Marte Alexander (1995-98)**

2001 - WNBA Charlotte Sting  
*(waived in May 2001)*  
2000 - WNBA Draft  
3rd round, 47th overall by Los Angeles Sparks  
*(waived in 2000)*  
Italy



**Andrea Constand (1993-96)**

Italy



**Tatum Brown (1999-2000)**

2002 - WNBA Cleveland Rockers  
*(waived in May 2002)*  
Germany  
Israel



**Bonnie Dove (1993-94)**

2001 - WNBA Cleveland Rockers  
*(waived in May 2001)*  
1997 - WNBA Cleveland Rockers  
*(waived in 1997)*  
Greece, Israel, Portugal




**Reshea Bristol (1998-2001)**

2001 - WNBA Draft  
4th round, 50th overall by Charlotte Sting  
*(waived in July 2001)*  
Russia



**Mikko Giordano (1995-98)**

Italy




**Margo Clark (1991-93)**

1997 - WNBA Sacramento Monarchs  
*(waived in 1997)*



**Angela Lackey (1999-2000)**

2002 - WNBA Charlotte Sting  
*(waived in May 2002)*  
Denmark  
Israel



**DeAngela Minter (1995-98)**

1998 - WNBA Detroit Shock  
*(waived in 1998)*



**Elizabeth Pickney (1999-2002)**

2002 - WNBA Draft  
4th round, 60th overall by Sacramento Monarchs  
*(waived in May 2002)*



**LaKeisha Taylor (1999-2002)**

2002 - WNBA Draft  
4th round, 49th overall by Indiana Fever  
*(waived in May 2002)*



**Janelle Thompson (1991-94)**

Switzerland

# The History of Arizona Women's Basketball

## 1912

UA women requested an intercollegiate basketball team, however their request was denied because "outside games" were forbidden for women.

## 1914

The UA's first commitment toward sports for women was established when the period from 4:30-6 p.m. was set aside each day for active intramural participation.

## 1919

The Women's Athletic Association formed on campus. Activities included hiking, hockey and swimming.

## 1920

Ina E. Gittings became Arizona's Director of Physical Education for Women and began immediate, multiple improvements of the UA's women's athletics program.

## 1921

The first two "inter-class" basketball games were played, with the junior class winning. This is the first mention of women's basketball ever being played at the UA.

## 1922

"Inter-organizational" basketball was played. Teams were made up of sorority and dormitory women.

## 1923

The Women's Athletic Association petitioned to be allowed to compete against other colleges.

## January 1923

The first "varsity" basketball team at the UA began practices.

## Feb. 16, 1923

The first varsity basketball team met the Tempe Normal (Arizona State) team in the UA's Herring Hall for the school's first-ever intercollegiate basketball competition. Arizona lost, 30-11.

## 1924

Ina Gittings acted as State Chairman of the Women's National Basketball Association, although the UA did not field a team that year.

## 1926

Women's basketball was revived by sports-leader Virginia Mets as an inter-organization sport.

## 1927-32

Basketball was played only as an inter-organization sport, with the highlight each year being the inter-organization tournament.

## 1932

Intercollegiate competition was scheduled to be played with Arizona State, however the series was abolished before completion.

## 1933-71

While basketball was primarily an intramural sport during these years, a "varsity" team did occasionally emerge for competitions with Arizona State.

## Feb. 18, 1933

Arizona women met and defeated Arizona State teams in three sports - golf, archery and basketball.

## 1937

Women's basketball began playing in the new Women's Building. The UA played two contests against Arizona State, losing both.

## 1958

The Women's Athletic Association became the Women's Recreation Association, a program that would stand on campus until 1974.

## 1971

The Association of Intercollegiate Athletics for Women (AIAW) became the first national organization to conduct women's championships. The UA women's athletic program joined that year as a charter member.

## 1972

Women's basketball was officially named an intercollegiate sport at the UA.

## 1972-73

The first full recorded women's basketball season was played. The "Lady Cats" went 6-4 for the year and competed in the Intermountain Conference tournament.

## 1974

Women's Physical Education/WRA merged with men's athletics to form the Department of Physical Education and Athletics. Mary Pavlich was chosen the first women's athletic director.

## Jan. 19, 1974

The Arizona Board of Regents approved athletic scholarships for women.

## 1975

The first partial women's athletic scholarship was awarded. Women's basketball was awarded true varsity status as a team. The team posted an outstanding 12-4 overall record and went 9-2 in Intermountain Conference play.

## 1976-77

Sophomore forward Gail Davenport earned honorable mention All-Intermountain Conference honors.

## Jan. 8, 1977

Arizona women's basketball faced its first nationally ranked foe, #7 UCLA, suffering a 98-56 defeat.

## 1977-78

The first full women's athletic scholarships were awarded. Women became eligible for varsity athletic awards equal to the men's.

## 1978-79

Only a freshman, forward Jill Longanecker was named to the National Scouting Association Region 7 Team. She averaged 11.3 points and a team-leading 6.7 rebounds per game for a Wildcat squad that went 6-18.

## 1979

Arizona and Arizona State women's sports joined five southern California schools to form the Western Collegiate Athletic Association.

## 1979-80

Women's basketball earned a 1-11 mark in its first season of WCAA competition. Sophomore guard Pam Roberts received honorable mention All-WCAA laurels.

## 1980-81

Junior guard Pam Roberts earned honorable mention All-WCAA honors for the second straight year.

## Fall 1981

Physical Education and Athletics separated, and the Department of Intercollegiate Athletics was formed.

## 1981-82

The AIAW was absorbed by the National Collegiate Athletic Association (NCAA). The NCAA championship structure for women's athletics began. After a 10-21 season, junior forward Leslie Martin received honorable mention All-WCAA honors.

# The History of Arizona Women's Basketball



**Tannis  
Overturf  
(1982-85)**

## 1982-83

For the second straight season, senior forward Leslie Martin was named honorable mention All-WCAA.

## 1984-85

Junior guard Kirsten Smith was named honorable mention All-WCAA.

## 1985

Wendy Larry was hired as women's basketball coach. She coached at the UA for only two seasons before moving on to become one of the nation's most prominent coaches with the Old Dominion program.

## 1985-86

Arizona joined the Pacific-West Conference. Women's basketball went 4-4 in league play, and head coach Wendy Larry was chosen Pac-West Coach of the Year. The team was 19-9 overall, the first winning record in 11 years. Junior guard Miroslava Acosta earned Kodak/WBCA All-District 7 honors after averaging a team-leading 17.9 points per game. Acosta and senior guard Kirsten Smith were named first team All-Pac-West, while junior guard Yolanda Turner was an honorable mention All-Pac-West selection. Sophomores Linley Brummell and Barbara Hyde were named Academic All-Americans.

## 1986-87

The Pacific-West Conference became the Pacific-10 Conference. Women's basketball was 4-14 in conference play that first year. Junior center Dana Patterson was named to the Kodak/WBCA All-District 7 team after posting averages of 16.0 points and 9.6 rebounds per game. Patterson was a second team All-Pac-10 choice, and senior guard Miroslava Acosta earned honorable mention All-Pac-10 laurels.

## Dec. 31, 1986

Arizona lost its Pac-10 debut game, 68-55, at Oregon State.

## 1987-88

June Olkowski was hired as the sixth head coach of the Arizona women's basketball program. Arizona went 5-23 overall and 2-16 in Pac-10 play that season. Senior center Dana Patterson was an All-Pac-10 selection.

## Dec. 11, 1988

The Lady Cats garnered their first win ever over a nationally ranked team. Arizona defeated Colorado, ranked 20th in the Associated Press poll, 75-69 in Tucson.



**Shawn  
Coder  
(1991-94)**

## Jan. 30, 1989

Senior forward Amy Gamble became the Lady Cats' first Pac-10 Player of the Week. She was Arizona's only All-Pac-10 selection at the end of the season.

## April 5, 1991

Joan Bonvicini, who had built Long Beach State into a national powerhouse during the 1980s, was named the seventh head coach of the Arizona women's basketball program. Her mission - revive a program that had had only one winning season in the previous 16 years.

## 1991-92

The Wildcats earned 9-19 overall and 3-15 Pac-10 records in Bonvicini's first season at the helm of the program. Sophomore center Margo Clark ran off team-best averages of 17.4 points and 8.4 rebounds per game, earning honorable mention All-America honors from Basketball Times magazine. She was also the team's only All-Pac-10 selection for the year.

## 1992-93

Arizona continued to improve, registering 13-14 overall and 7-11 Pac-10 marks. Freshman guard Keisha Anderson led the team in scoring (11.5 ppg) and was a Basketball Times Freshman All-American.

## 1993-94

The UA garnered its first winning season in eight years, as it went 15-12 overall and 8-10 in Pac-10 play.

## 1994-95

Playing a brutal schedule that featured 12 games against nationally ranked opponents, the freshman-dominated '95 team still earned an 11-19 overall mark and went 6-12 in conference action. Rookie forward Adia Barnes led the UA in both scoring (15.5 ppg) and rebounding (7.8 rpg) and was named the Pac-10 Freshman of the Year.

## Jan. 4, 1996

A 102-66 home victory over California gave the Wildcats a school-record 10-0 start to the '96 season.

## Mar. 10, 1996

Despite "on-the-bubble" status, the Cats were passed over for a much-coveted NCAA tournament bid. They were, however, selected to the National Women's Invitational Tournament field, marking the first postseason berth ever for Arizona women's basketball.

# The History of Arizona Women's Basketball

## Mar. 23, 1996

With a 79-63 victory over Northwestern, the Wildcats wrapped up the '96 season with a 22-8 record, the best in the history of the program, and claimed the postseason NWIT title. Sophomore forward Adia Barnes was the NWIT Most Valuable Player, and she and seniors Andrea Constand and Brenda Pantoja were all named to the NWIT All-Tournament Team. Barnes and Pantoja were All-Pac-10 choices as well, while Pantoja finished her season as the national assists leader.

## Jan. 23, 1997

As only a junior, forward Adia Barnes became the UA women's basketball all-time leading scorer.

## Mar. 9, 1997

Picked as a No. 7 seed in the West Region, the Wildcats earned the first NCAA tournament bid in school history.

## Mar. 14-16, 1997

Playing in its first-ever NCAA tournament, Arizona defeated tourney vet Western Kentucky, 76-54, to advance to the second round of play. The Cats then nearly knocked off host and No. 2 seed Georgia (80-74) in the second game. The Wildcats ended the '97 season with 23-8 overall and 12-6 Pac-10 records. Adia Barnes was named to the All-Pac-10 team, and freshman guard Lisa Griffith was an honorable mention All-Pac-10 selection after setting new conference single-season records in three-point shooting.

## Nov. 7, 1997

For the first time in school history, the Wildcats were ranked nationally in the Associated Press Top 25, coming in at No. 15 in the AP Preseason poll.

## Jan. 12, 1998

The Cats used a buzzer-beater shot to defeat 11th-ranked Stanford, 91-90, for the first time in 12 years, ending a 22-game losing skid to the Cardinal.

## Feb. 5, 1998

Senior forward Adia Barnes became the first Arizona women's basketball player to surpass the 2,000-point mark in career scoring.

## Mar. 13-15, 1998

Another school history first was accomplished when the Wildcat women hosted NCAA first- and second-round games at the McKale Center. The home court proved to be an advantage for the Cats, who downed both Santa Clara (75-63) and 17th-ranked Virginia (94-77) to advance to the Sweet Sixteen for the first time in the program's history.

## Mar. 21, 1998


The Wildcats fell in a hard-fought contest to third-ranked Connecticut, 74-57, during the UA's first-ever Sweet Sixteen appearance in Dayton, Ohio. The Cats ended the '98 season with a 23-7 overall record and a No. 9 ranking. The team set or tied 34 school records, and senior forward Adia Barnes ended her illustrious career by being named the first-ever UA women's basketball Associated Press All-American. Barnes also by far surpassed previous career records in both scoring and rebounding, ending her career with 2,237 points and 921 rebounds. She was the Pac-10 Player of the Year and was one of only three Arizona basketball players, male or female, ever to top the 2,000-point plateau in career scoring. Head coach Joan Bonvicini was chosen Pac-10 Coach of the Year for the first time in her career.

## 1998-99

Despite graduating a significant number of players from the record-setting 1998 season, the 1999 Wildcats still pulled out an 18-11 overall mark and went 12-6 in the Pac-10. They made their third straight appearance in the second round of the NCAA tournament and set 13 new school records. Junior forward Angela Lackey and junior guard Felecity Willis were both named to the All-Pac-10 team, and Lisa Griffith was an honorable mention All-Pac-10 choice.

## 1999-2000

The Wildcats ushered in the new millennium in style, garnering a 25-7 record for the season and going 13-5 in Pac-10 play. The team earned its fourth straight NCAA tournament berth, advancing to the second round only to fall to eventual national runner-up Tennessee (75-60). During regular season play, Arizona registered the first road sweeps of both the Washington and the Bay Area schools in the program's history. The Cats were ranked in the Top 25 all season long, finishing the year at No. 21. Seniors Tatum Brown and Felecity Willis were All-Pac-10 selections, while three other Cats - Reshea Bristol, Lisa Griffith and Angela Lackey - were named honorable mention All-Pac-10.



**Adianne Stowers  
(1985-87)**

## 2000-01

In spite of a variety of distractions and mishaps and the prevailing inexperience of the 2000-01 team, the Wildcats finished the year with a 20-12 overall record, their fifth 20-win season in six years. They were 9-9 in Pac-10 play and finished in fifth place, their lowest finish since 1995. For the first time since 1996, Arizona failed to earn an NCAA tournament berth, but it did receive a Women's National Invitation Tournament slot. The Wildcats downed Pepperdine (85-65) in the first round but fell in the second round at New Mexico (75-62). Senior guard Reshea Bristol and junior forward Elizabeth Pickney earned the first All-Pac-10 honors of their careers, while freshman forward Veranda James was chosen to the Pac-10 All-Freshman Team. Pickney and sophomore wing Krista Warren received honorable mention Academic All-Pac-10 laurels.

## 2001-02

Decimated for the second straight year by injuries, the 2001-02 Wildcats were down to 10 players before the season even started. They struggled to a 14-14 overall record and earned a 10-8 Pac-10 mark, tying for sixth in the conference standings. The Cats earned a No. 6 seed in the first-ever Pac-10 Women's Basketball Tournament but were knocked off in the first round by rival Arizona State. Rookie guard Dee-Dee Wheeler was named the Pac-10 Freshman of the Year, and senior forward Elizabeth Pickney earned first team All-Pac-10 honors for the second year in a row. Junior wing Krista Warren was an honorable mention Academic All-Pac-10 selection for the second straight year as well.

# All-Time Coaching Records



**Nancy Trego**  
(1974-78)



**Judy LeWinter**  
(1980-85)



**Wendy Larry**  
(1985-87)



**June Olkowski**  
(1987-91)




**Joan Bonvicini**  
(1991-present)

## All-Time Coaching Records

Year	Coach	Overall			Conference	Conference			Place
		Won	Lost	Pct.		Won	Lost	Pct.	
1972-73	Lois Sheldahl	7	4	.636					
1973-74	Lois Sheldahl	11	4	.733					
<b>Totals</b>		<b>18</b>	<b>8</b>	<b>.692</b>					
1974-75	Nancy Trego	12	4	.750	Intermountain	9	2	.818	tied 2nd
1975-76	Nancy Trego	6	8	.429	Intermountain	6	7	.462	
1976-77	Nancy Trego	3	13	.188	Intermountain	3	11	.214	
1977-78	Nancy Trego	4	14	.222	Intermountain	3	10	.231	
<b>Totals</b>		<b>25</b>	<b>39</b>	<b>.390</b>		<b>21</b>	<b>30</b>	<b>.412</b>	
1978-79	Lori Woodman	6	18	.250	Intermountain	5	8	.385	tied 8th
1979-80	Lori Woodman	9	17	.346	Western Collegiate	1	11	.083	7th
<b>Totals</b>		<b>15</b>	<b>35</b>	<b>.300</b>		<b>6</b>	<b>19</b>	<b>.240</b>	
1980-81	Judy LeWinter	2	21	.087	Western Collegiate	1	11	.083	7th
1981-82	Judy LeWinter	10	21	.323	Western Collegiate	0	12	.000	7th
1982-83	Judy LeWinter	10	17	.370	Western Collegiate	2	12	.143	tied 7th
1983-84	Judy LeWinter	8	20	.267	Western Collegiate	1	13	.071	tied 7th
1984-85	Judy LeWinter	7	21	.250	Western Collegiate	1	13	.071	8th
<b>Totals</b>		<b>37</b>	<b>100</b>	<b>.270</b>		<b>5</b>	<b>61</b>	<b>.076</b>	
1985-86	Wendy Larry	19	9	.679	Pac-West	4	4	.500	tied 2nd
1986-87	Wendy Larry	11	18	.379	Pac-10	4	14	.222	tied 8th
<b>Totals</b>		<b>30</b>	<b>27</b>	<b>.526</b>		<b>8</b>	<b>28</b>	<b>.222</b>	
1987-88	June Olkowski	5	23	.179	Pac-10	2	16	.111	10th
1988-89	June Olkowski	11	71	.393	Pac-10	6	12	.333	tied 8th
1989-90	June Olkowski	12	17	.413	Pac-10	5	13	.277	tied 8th
1990-91	June Olkowski	6	25	.240	Pac-10	1	17	.059	10th
<b>Totals</b>		<b>34</b>	<b>82</b>	<b>.293</b>		<b>14</b>	<b>58</b>	<b>.194</b>	
1991-92	Joan Bonvicini	9	19	.321	Pac-10	3	15	.167	10th
1992-93	Joan Bonvicini	13	14	.481	Pac-10	7	11	.388	8th
1993-94	Joan Bonvicini	15	12	.556	Pac-10	8	10	.444	7th
1994-95	Joan Bonvicini	11	19	.366	Pac-10	6	12	.300	7th
1995-96	Joan Bonvicini	22	8	.733	Pac-10	10	8	.556	tied 3rd
1996-97	Joan Bonvicini	23	8	.742	Pac-10	12	6	.667	tied 4th
1997-98	Joan Bonvicini	23	7	.767	Pac-10	14	4	.778	tied 2nd
1998-99	Joan Bonvicini	18	11	.621	Pac-10	12	6	.667	4th
1999-2000	Joan Bonvicini	25	7	.781	Pac-10	13	5	.722	tied 2nd
2000-01	Joan Bonvicini	20	12	.625	Pac-10	9	9	.500	5th
2001-02	Joan Bonvicini	14	14	.500	Pac-10	10	8	.556	tied 6th
<b>Totals</b>		<b>179</b>	<b>117</b>	<b>.605</b>		<b>94</b>	<b>82</b>	<b>.534</b>	

# The Arizona Experience



# Wildcat World Travelers

Over the years, Arizona women's basketball players have had the opportunity to visit not only many states within the U.S., but also to travel to different countries abroad. The Wildcats have played in 27 different states, including 71 cities ranging from Philadelphia to El Paso to Honolulu. They have visited four different countries outside of the U.S. -- Australia, France, Puerto Rico and, most recently, Italy.

**Destinations for 2002-03**



## Travel Cities in the United States

### Arizona

Flagstaff  
Phoenix (Tempe) #

### California

Berkeley  
Fullerton  
Irvine  
Long Beach  
Los Angeles #  
Malibu #  
Palo Alto (Stanford) #  
Pomona

San Diego  
San Francisco  
San Jose #  
San Luis Obispo  
Santa Barbara  
Stockton

### Colorado

Boulder  
Fort Collins  
Greeley

### Florida

Miami

### Georgia

Athens  
Atlanta  
Macon

### Hawai'i

Honolulu

### Illinois

DeKalb  
Evanston  
Normal  
Peoria

### Indiana

Indianapolis  
South Bend

### Iowa

Ames  
Des Moines

### Kansas

Lawrence

### Kentucky

Bowling Green  
Louisville

### Louisiana

Ruston

### Massachusetts

Boston

### Nebraska

Lincoln

### Nevada

Las Vegas #

### New Jersey

Piscataway

### New Mexico

Albuquerque  
Las Cruces  
Portales  
Silver City

### Ohio

Columbus # \*  
Dayton  
Kent

### Oregon

Corvallis #  
Eugene #  
Portland

### Pennsylvania

Philadelphia

### Rhode Island

Providence

### Tennessee

Chattanooga  
Knoxville  
Nashville

### Texas

Amarillo  
Austin  
Canyon  
College Station  
El Paso  
Houston  
Lubbock  
Nacogdoches  
San Marcos

### Utah

Logan  
Ogden  
Provo  
Salt Lake City

### Virginia

Charlottesville  
Norfolk

### Washington

Pullman #  
Seattle #

### Wisconsin

Madison # \*

### Wyoming

Laramie

## International Travel Cities

### Australia

Brisbane (1997)  
Cairns (1997)  
Canberra (1997)  
Gold Coast (1997)  
Sydney (1997)  
Townsville (1997)

### France

Paris (1993)  
Strasbourg (1993)  
Saverne (1993)  
Valenciennes (1993)

### Italy

Alessandria (2001)  
Ancona (1993)  
Anzano del Parco (1993)  
Chieti (2001)  
Como (1993, 2001)  
Florence (2001)  
La Spezia (2001)  
Lido di Jesolo (2001)  
Lucca (2001)  
Milan (1993, 2001)  
Palestrina (2001)  
Rome (2001)  
San Bonifacio (2001)  
Sussafrutta (1993)  
Venice (1993, 2001)  
Verona (2001)

### Puerto Rico

San Juan (2000)

# Indicates trips scheduled for 2002-03 season

\* Indicates first-time trip in 2002-03



## France and Italy, 1993

Left: Taking a breather in front of the Eiffel Tower in Paris.

Above: Former assistant coach Clemette Haskins, Jacinda "Jiji" Sweet, Coach Ianello, Stacie Tave and Shawn Coder hang with the pigeons in Venice's Piazza San Marcos.



## Australia, 1997

Upper Left: Whitewater rafting on the Tully River in northern Australia.

Lower Left: Lisa Griffith, Adia Barnes and manager Katherine Thrasher scuba diving with a guide at the Great Barrier Reef.

Above: Posing across the harbor from the Sydney Opera House.



# Wildcat World Travelers - The Scrapbook



## Hawai'i, 1999

Left: Even the tallest Wildcat is dwarfed by the enormous anchor at the U.S.S. Arizona Memorial in Honolulu.

Below: An early morning walk-through on Waikiki Beach, with Diamondhead in the background.



## Italy, 2001

Above: Riding the ferry to Venice.

Right: Krista Warren and Julie Brase visit the famous Leaning Tower of Pisa.

Far Right, Upper: In front of the Colosseum in Rome.

Far Right, Lower: Coach Bonvicini gets "double-teamed" in Rome.



Even in its infancy, the Pacific-10 Conference played a significant role in the development of women's basketball. On April 4, 1896, California and Stanford squared off at the Page Street Armory in San Francisco in the first women's intercollegiate game in the nation. And two weeks later, the University of Washington hosted Ellensburg State in Seattle.

While progress slowed through much of the first half of the century, women's basketball pioneer Carol Eckman changed the game's history by engineering the first official women's tournament in 1969. In 1972, the tournament expanded into the Association for Intercollegiate Athletics for Women (IAIW). At that point, women's basketball was off and running.

In 1978, just six seasons after the advent of the IAIW, UCLA was the first Pac-10 squad to represent the Conference with a national title. The Bruins accomplished the feat at Pauley Pavilion on the UCLA campus in front of an IAIW record crowd of 9,351. However, UCLA was not the last Pac-10 team to win a national crown.

The 1981-82 season marked the first year that women's basketball began competing for NCAA championships, implementing a 32-game field which, with the increasing popularity of the sport, first expanded to 48 teams and now has grown to 64 teams.


League play in the Pac-10 began in 1986-87, combining the NorPac Conference (California, Oregon, Oregon State, Washington and Washington State) with the Western Collegiate Athletic Association (Arizona, Arizona State, Stanford, UCLA and USC).

The Pacific-10 Conference quickly established a reputation as one of the strongest women's basketball leagues in the nation, with solid teams across the board. The Pac-10 sent at least four teams to the NCAA Tournament nine times in the decade of the '90s, and every Conference member made a trip to the Big Dance in the '90s. In the new millennium, the story has proved much the same. Six different Pac-10 teams have advanced to the NCAA Championship in the last three seasons.

Stanford head coach Tara VanDerveer took the Pacific-10 Conference to new heights by winning a pair of NCAA titles in the '90s. National Player of the Year Jennifer Azzi led the Cardinal to its first title in 1990, while Val Whiting guided the Cardinal to its second national championship in 1992. All told, Stanford made six

trips to the Final Four in a seven-year span of the '90s.

Since the beginnings of the IAIW, the Pac-10's most significant contribution to the success and development of women's basketball has been its legendary players. Names like Meyers, Cheryl Miller, Cherie Nelson, Denise Curry, the McGee Sisters, Jennifer Azzi, Sonja Henning, Whiting, Natalie Williams, Lisa Leslie, Kate Starbird, Tina Thompson and Jamila Wideman are just a few of the Pac-10 stars who have written a chapter in women's basketball at both the national and Conference level.



The first of this elite group to bring the women's game into the national spotlight was Meyers, the first four-time All-American. Meyers led the UCLA Bruins to the 1978 IAIW Championship under the direction of first-year head coach Billie Moore. Curry, also a member of the '78 title team, earned All-America honors three times and still stands as UCLA's all-time leading scorer, male or female. After 16 seasons, Moore ended her stint as Bruin mentor with a 423-182 career coaching record, with 296 of her victories coming at UCLA.

Miller led USC to consecutive titles in 1983 and 1984 and rewrote the Southern California record books. A four-time All-American, Miller won the Naismith Award three times, an amazing feat considering the honor is the equivalent of college football's Heisman Trophy. Miller was also voted to the "1980s NCAA Team of the Decade" as voted by a panel of media and coaches.

In 1999, Kodak named its Silver Anniversary Team, honoring the top 10

Division I players of all-time, and Meyers and Miller were two of the athletes honored.

Only 15 women have ever been inducted into the Naismith Memorial Hall of Fame, in Springfield, Mo., and four of those outstanding individuals hail from the Pac-10: Meyers (1993), Miller (1995), Curry (1997) and Moore (1999). The Women's Basketball Hall of Fame, in Nashville, Tenn., announced its inaugural class of 25 inductees in 1998, honoring legends from the 107-year history of the women's game. Moore, Meyers, Curry and Miller were inducted in 1998, while VanDerveer and former USC and California Coach Marianne Stanley joined the ranks in 2002.

On the national level, women's basketball has made tremendous strides in both popularity and attendance. The 1996 Olympic Team, which won the gold medal, featured former Pac-10 stars Azzi, Leslie and Katy Steding and was coached by five-time Pac-10 Coach of the Year VanDerveer. The 2000 Olympic Team featured four Pac-10 alums: squad members Leslie and Williams and alternates Azzi and Thompson.

Many outstanding Pac-10 women's basketball players have gone on to success at the professional level, as 23 former Pac-10 stars are currently playing or coaching in the WNBA. Headlining that prestigious list of athletes is Leslie, a four-time All-WNBA First Team honoree and the 2002 WNBA Finals MVP. Leslie became the first WNBA player to amass 3,000 career points and recorded the first dunk in league history during the 2002 season. She guided the Los Angeles Sparks to back-to-back league titles in 2001 and 2002. Fellow USC alums Thompson and retired WNBA star Cynthia Cooper helped guide the Houston Comets to four straight WNBA titles in 1997-2000.

The newest chapter in Pac-10 women's basketball history was written in 2002, when the Conference added a postseason tournament to the mix. The inaugural State Farm Pac-10 Women's Basketball Tournament was held Mar. 1-4, 2002, at storied McArthur Court on the University of Oregon campus. The Arizona State Sun Devils defeated the Stanford Cardinal in the championship game, capturing the tournament trophy and with it the league's automatic NCAA Tournament berth. This season the tournament moves to the Northern California Bay Area, slated for Mar. 7-10, 2003, at HP Pavilion at San Jose.

# Tucson, Arizona



Located in the heart of southern Arizona, Tucson is a city of stunning contrast and diversity. From the broad desert valley of world-famous saguaro cacti to 9,000-foot mountain forests of pine trees and snow, the city stands at a crossroads geographically and culturally.

A population of more than 750,000 sprawls along a valley floor of some 20 miles between mountain ranges to the east and west and is nestled against the backdrop of the Santa Catalina range to the north. On any day of the 360 days of sunshine per year, the Santa Rita Mountains can be seen some 65 miles to the south between Arizona and Mexico.

When the temperatures rise in the desert, it's just a 40-minute drive to the top of Mt. Lemmon, the southernmost ski resort in the United States. It is possible in the late winter months to spend the morning on one of the numerous golf courses in town before heading up the mountain for some late-afternoon skiing. Outdoor activities are highlighted by Sabino Canyon, which showcases the beauty of the desert with river-guided trails leading into the mountains.

The Sonoran Desert provides a unique setting not to be found anywhere

else in the world. Far from the Saharan sand dunes that most first-time visitors expect, the desert boasts a wide range of wildlife and vegetation. An afternoon drive through the Saguaro National Monument with its world-famous display of saguaro cacti encapsulates the unique beauty of the area. It also leads to the Sonoran Desert Museum, with its rich collection of desert wildlife, and Old Tucson Studios, the filming site for many famous old Westerns. For fans of the real Old West, though, Tombstone is a simple two-hour drive from town.

In addition to its natural attractions, Tucson features a wide range of cultural experiences. From the first Native American inhabitants to the earliest Spanish settlers to the current winter "snowbirds," each group of people has left its mark on Tucson. Native American, Mexican and American Southwest influences are prevalent throughout the city. The Mission of San Xavier del Bac, located on the outskirts of town, is one of the original missions built by the Spanish missionaries, and the artist colonies of Tubac and Bisbee are within a few hours drive.

Continuously settled for more than 12,000 years, Tucson has grown from a small Native American village into one of the "Mega-Trend" cities of the 21st century. It is the premier astronomy and optics center of the world, an important health services center and home to a renowned research institution in the University of Arizona.

Tucson is a thriving metropolis that continues to grow by thousands of residents each month, but it has held fast to its small-town ambience. Locals gather at historic Fourth Avenue for nighttime entertainment and shopping, and the University holds the center of the city's attention with its athletics and cultural activities.

For those in search of a big-city atmosphere, Phoenix is a two-hour drive to

the north and is home to NBA, WNBA, NFL, NHL and Major League Baseball franchises. Further to the north lie in-state geographical attractions like the Grand Canyon and Lakes Powell and Mead, and Las Vegas is only a seven-hour road trip away. There may not be much water in the desert, but when the summer temperatures rise, Tucson is just a half-day's drive from the beaches of the Pacific Ocean and the Gulf of California.



The nights are always cooler in the desert after a splendid sunset or a mid-afternoon dousing from a summer monsoon. That's when Tucson's small-town attitude and big-city potential reveal themselves in the nighttime entertainment. From cultural events at the UA's Centennial Hall or the Temple of Music and Art, to the hot spots on Fourth Avenue and downtown, there is something to engage almost any interest.

The melding of the city's diverse influences makes Tucson a prime choice both as a vacation spot and as a home. With a population that includes college students, retirees and families of all backgrounds, Tucson does have something for everyone.



Born on 40 acres of land donated by a saloon-keeper and two gamblers, and funded by a \$25,000 consolation prize in Tucson's competition for the Territorial capital, the University of Arizona rose from the dusty floor of the desert in true Wild West fashion. Nobody wanted it, and fewer believed it would last. Fortunately, they were wrong, and the bet laid down by E.B. Gifford, Ben C. Parker and W.S. "Billy" Read on Nov. 27, 1886, has paid off into one of the finest research institutions in the world.

When the first 32 students hitched their cow ponies to posts near the only building on campus in 1891, they began a tradition that has now entered its third century. The hitching posts may be gone, but "Old Main" remains as witness to the University's growth into a 355-acre Research I institution with 185 buildings, more than 35,000 students, and a faculty and staff of 12,000. The UA is the largest employer in Pima County and the fourth-largest in Arizona with a payroll of half a billion dollars.

It's hard to believe that in the early days there were more students in the preparatory department finishing the equivalent of high school than there were University students. The number of University graduates never reached more than 10 per year until a decade of rapid expansion beginning in 1910, which saw the Territory become a state and the small outpost in the Sonoran Desert grow into a true educational institution.

Today, the University of Arizona is one of the top 20 research universities in the nation and has played a part in groundbreaking projects ranging from the



exploration of Mars to the development of new cancer treatments. UA's observational, theoretical and space astronomy programs are ranked No. 1 in the country by the National Science Foundation (NSF) and recent U.S. News and World Report rankings placed 17 of the school's graduate programs among the top 20 in the nation. In addition, the Nobel Prize, three Pulitzer Prizes and a National Medal of Science have been bestowed upon Arizona educators.

Not to be forgotten, the University's undergraduate programs continue to flourish. The NSF considers Arizona to be one of the 10 universities that best integrates teaching and research for undergraduates. The NASA-funded space grant program pays undergraduates to work in laboratories alongside faculty, and the Undergraduate Biology Research Program includes 43 departments, involves 200 faculty sponsors and funds more than 100 undergraduate researchers each summer.

UA's top-notch programs develop top-name graduates who have continued on to success in their respective fields. The UA boasts a laundry list of graduates who have significantly impacted society. From the late U.S. Congressman Morris K. Udall to Joan Ganz Cooney, founder of the Children's Television Workshop, to Emmy Award winning actor/comedian Garry Shandling, UA graduates have made their mark on the world. Other notable ex-Wildcats include Native American artist Fritz Scholder, the late astronaut Richard Scobee, Arizona Supreme Court Justice Stanley G. Feldman and August Busch III, the CEO of Anheuser-Busch, Inc.

The UA also plays host to the world, with students representing all 50 states and

130 countries. Nearly a quarter of the student body consists of under-represented racial and ethnic groups, and the campus is located in one of the most diverse locations in the country, with the influence of Native American and Mexican cultures evident throughout the Tucson community.

The University of Arizona enters its third century of service with a continued commitment to providing support to its undergraduate population. Recently completed and current construction projects are testaments to the fact that the UA is putting its money where its mouth is. The Integrated Learning Center, located underneath the grass Mall in the middle of campus, provides a home base for freshmen, with classrooms and offices for easier access to faculty and staff. In addition, the new Student Union, scheduled for completion this year, will contain the ambience of the Southwest with shaded terraces and open-air walkways, while providing services such as the bookstore and restaurants that serve the UA community. A new SALT (Strategic Alternative Learning Techniques) Center is under construction to enhance aid to students with learning disabilities, and the Eddie Lynch Athletics Pavilion, which includes a strength training center, medical services center, and the Jim Click Hall of Champions - a museum to showcase Arizona Athletics Heritage and Tradition.

This commitment to excellence ensures that the University of Arizona will continue to grow from its auspicious beginnings as a single-building outpost in the desert into a world-renowned center for knowledge and research well into the next century.



## Dr. Peter Likins - University President

Dr. Peter Likins' leadership in four years has proven to be a tremendous asset for the University of Arizona.

Too, he's established himself as an avid supporter of UA athletics and a thoughtful spokesman for the kinship between a noted institution of higher education and its public profile as displayed through top-level intercollegiate athletic competition.

As a former student-athlete recognized by the national Wrestling Hall of Fame in Stillwater, Okla., in its Hall of Outstanding Americans, Likins has a broad understanding of college athletics. UA athletics director Jim Livengood frequently cites Likins' leadership when speaking to all types of audiences.

"Dr. Likins has an understanding of so many aspects of higher education that it's impressive just to speak with him. I think you can say we're extremely confident in his ability to help athletics flourish in all ways," Livengood said.

Likins, the 18th president of The University of Arizona, began his tenure Oct. 1, 1997. Prior to coming to the UA, Likins had served as the 11th president of Lehigh University, in Bethlehem, Pa., since 1982. Before serving at Lehigh, Likins served as provost of Columbia University, where he was a professor and dean of the Columbia School of Engineering and Applied Science.

Prior to his six years at Columbia, Likins was a member of the faculty at UCLA, where he advanced through the ranks and was honored several times for distinguished teaching during his 12-year tenure.

Likins began his professional career as a development engineer at the Jet Propulsion Laboratory of the California Institute of Technology, where he was involved in the very early years of spacecraft development. In 1983, he was selected a Fellow of the American Institute of Aeronautics and Astronautics, and in the following year, he was elected to membership in the National Academy of Engineering.

He is author of numerous articles and an engineering mechanics textbook, and co-author of several advanced texts related to spacecraft and electro mechanical systems. Likins also has served as consultant to most major U.S. aerospace companies, as well as to government agencies here and abroad.

Likins is a member of the executive committee of the Council on Competitiveness and a member of the Business-Higher Education Forum, both in Washington, D.C. He also has chaired the Pennsylvania Board for Communities in Schools and served on a number of other national and international advisory boards, including the White House Advisory Committee on the Health of Universities and the President's Council of Advisors on Science and Technology.

As Lehigh's president, he served on the boards of COMSAT Corp. of Washington, D.C., Consolidated Edison Co. of New York City, Dynacs Engineering Co. of Clearwater, Fla., and Parker-Hannifin Inc. of Cleveland, among others.

Likins earned a bachelor's degree in civil engineering at Stanford, a master's degree in the same subject at the Massachusetts Institute of Technology and a doctoral degree in engineering mechanics at Stanford. At Stanford, he was a Baker Scholar and Ford Foundation Fellow, and, at MIT, he was a Tau Beta Pi Fellow. He holds honorary degrees from the Czech Technical University of Prague, Lafayette College, Lehigh University, Moravian College and the Medical College of Pennsylvania.

Likins and his wife, Patricia, together have raised a multi-racial family including six adopted children.

### Peter Likins' Educational Credentials

- Bachelor's degree, civil engineering, Stanford 1957
- Master's degree, civil engineering, MIT 1958
- Doctoral degree, engineering mechanics, Stanford 1965
- Provost, Columbia University
- Dean, engineering, Columbia University
- Developmental engineer, Jet Propulsion Laboratory
- Engineering mechanics faculty, UCLA
- National Academy of Engineering
- American Institute of Aeronautics and Astronautics
- Business-Higher Education Forum

### 2002-03 University Administration

Peter Likins, President

George Davis, Senior Vice President for Academic Affairs, Provost

Joel D. Valdez, Senior Vice President for Business Affairs

Janet E. Bingham, Vice President for Advancement

Judith Leonard, Vice President for Legal Affairs and General Counsel

Patti Ota, Vice President for Executive Operations & Senior Associate to the President

Richard C. Powell, Vice President for Research

Randy Richardson, Vice President for Undergraduate Education

Sandra L. Taylor, Vice President, Campus Life

Ray Woosley, Vice President for Health Sciences

### The University of Arizona Athletics Department

Jim Livengood, Director of Athletics

Kathleen "Rocky" LaRose, Senior Associate Director of Athletics for Sports Programs

John Perrin, Senior Associate Director of Athletics for Business Affairs

Gayle Hopkins, Ph.D., Associate to the Director of Athletics

Richard Bartsch, Ph.D., Associate Director of Athletics, Student-Athlete Services

Chris Del Conte, Associate Director of Athletics/Executive Director for Development

Bill Morgan, Associate Director of Athletics for Administrative Services and Compliance

Scott Shake, Associate Director of Athletics for Ticket Operations and Customer Service

Phoebe Chalk, Assistant Director of Athletics for Public Relations

Steve Kozachik, Assistant Director of Athletics for Facilities & Event Operations

### Intercollegiate Athletics Committee

M. Paul Capp, M.D., American Board of Radiology

Katherine J. Carter, Ph.D., Chair, Department of Teacher Education

Thomas P. Davis, Ph.D., Pharmacy, Faculty Senate Representative

Robert Leshner, Community member, non-voting

Jim Livengood, Director of Athletics, Ex-Officio

James F. Morrow, Community member, alumni representative

Terri Riffe, Ph.D., Director, University Teaching Center

John L. Taylor, Ph.D., Dean, College of Education

Sandra L. Taylor, Ph.D., Vice President for Campus Life

Dudley B. Woodard, Ph.D., College of Education, Faculty Athletic Representative

### Arizona Board of Regents

Fred Boice, Boice Financial Company

Robert Bulla, Blue Cross and Blue Shield of Arizona

Chris Herstam, Lewis and Roca, Treasurer

Jane Hull, Governor of Arizona, Ex-Officio

Jack Jewett, TMC Health Care, President

Kay McKay, Executive Director, Big Brothers/Big Sisters, Flagstaff

Matthew Meaker, The University of Arizona, Student Regent, Non-voting

Jaime Molera, Superintendent of Public Instruction, Ex-Officio

Christina Palacios, SW Gas Corporations, Assistant Secretary

Gary Stuart, Jennings, Strouss & Salmon, Secretary

Don Ulrich, Business Management, Paradise Valley



## Jim Livengood - Director of Athletics

The University of Arizona's athletic leadership is in capable hands as the department embarks on its 105<sup>th</sup> year and pursues success in 2002-03.

Jim Livengood became UA's eighth athletics director in January 1994. He has provided leadership that has brought an already successful program to new heights competitively and administratively, in addition to making considerable facility improvements, including construction of the Eddie Lynch

Athletics Pavilion. During his tenure, the UA has maintained its ranking among the best programs in the nation, finishing among the top 10 schools in the Sears Directors' Cup standings each of the last nine years. This record reflects success throughout Arizona's broad-based program, highlighted by: participation in the 1994 and 2001 NCAA Division I Men's Basketball Final Four; becoming 1997 NCAA Men's National Basketball Champions; winning the 1994, 1996 and 1997 and 2001 NCAA Division I National Softball Championships, along with the 1996 and 2000 NCAA women's golf titles.

He is active on the national and regional level. Livengood became chair of the NCAA Division I Men's Basketball Committee in July 2002 after serving on the committee since 1999. He is a member of the NCAA Fellows (Pilot) Program to mentor new athletic directors and served on the NCAA Peer Review team from 1994-99. This year, Livengood is Vice President of the Pac-10 Conference, chairs the Pac-10 Athletic Directors Revenue Sharing Committee, is a member of the Rose Bowl Management Committee, serves on the Pac-10 Men's Basketball Tournament Subcommittee, and is the Pac-10 AD's Liaison to Men's Basketball Coaches. In 2001-2002, he chaired both the Pac-10 Budget & Finance Committee and the Pac-10 Athletic Directors Committee TV Subcommittee, and also served on the Pac-10 Men's Basketball Tournament Sub-Committee.

He is among national leaders in gender equity issues, continuing

these efforts through his service to the Pac-10 Gender Equity Committee (1997-98) as well as his continued diligent work to place the Arizona Athletics program in a leadership role in gender issues.

On the national scene, Livengood served as president of the National Association of Collegiate Directors of Athletics (NACDA) in 1998-99 and continues to serve as a member of the NACDA Executive Committee, the NACDA Finance-Management Committee, the NACDA Strategic and Long Range Planning Committee, and the NACDA Preseason Football Games Committee. He was president of the Division I-A Athletics Directors Association in 1998-99 and remains actively involved with that association. Livengood's hard work was recognized in the spring of 1999 when he was named the National Association of Collegiate Directors of Athletics (NACDA)/Continental Airlines Division I-A Athletic Director of the Year.

Born in Quincy, Wash., Livengood earned honorable mention all-state honors in basketball at Quincy High School. He attended Washington State, Everett (Wash.) Community College and Brigham Young University, earning a bachelor's degree in physical education from BYU in 1968. He completed his fifth-year education requirement for teaching certification at Central Washington in 1972.

Washington State hired Livengood as its Cage Camp director in 1980-81 and promoted him to assistant athletics director in charge of Cage Camp and high school relations in 1981-82. He was associate athletics director responsible for development and public relations in 1982-85. Livengood became director of athletics at Southern Illinois University in 1985-87, where he oversaw a 20-sport Saluki program in the Missouri Valley Conference and the Gateway Conference. He served as President of the Gateway Conference in 1986-87. Washington State rehired him as athletics director on September 1, 1987.

Livengood and his wife, Linda, have two grown children. Both graduated from The University of Arizona. Michelle graduated from the College of Law in May 2000, and Jeremy graduated in December 1999.



## Kathleen "Rocky" LaRose - Sr. Assoc. Athletics Director

Kathleen "Rocky" LaRose begins her 24th year at the University of Arizona, her ninth year as Senior Associate Director of Athletics and her 14th year as the Senior Woman Administrator. Currently, she oversees the operations of all 19 sports at the UA, being the first woman in her capacity to have day-to-day operational responsibilities over Division I-A football and men's basketball programs.

As the Senior Associate Athletics Director, LaRose also oversees the compliance unit, heritage and the Hall of Champions, public relations and special events, media relations and C.A.T.S. student-athlete services. She also chairs the department's Equity and Title IX committees; and she directs the NCAA certification process.

LaRose joined the Arizona staff in 1979 as the UA softball coach and worked from 1980 until 1989 in various capacities including coordinator of athletic special events and special projects, and as assistant athletics director for fund development. LaRose is a past Vice President of the Pac-10 Conference and is a current member of the Pac-10 Council, which

governs and regulates all Pac-10 policies. On the national level, she was a member of the NCAA Management Council (the legislative body of the NCAA) as the Pac-10 representative for four years and was appointed Management Council liaison to the NCAA Student-Athlete Advisory Board. She also has chaired various Pac-10 committees.

In 1990, LaRose developed the Commitment for Athletes' Total Success (C.A.T.S.), an educational approach used by student-athlete services to better the student-athlete academically, athletically, and personally.

Raised in Phoenix, Ariz., LaRose received both her Bachelor of Science and Master's degrees from The University of Arizona. While in attendance, she competed on the UA softball team as a starting infielder and clean-up hitter, leading the Cats to their first-ever conference championship title in 1979. She competed in the 1979 World Cup Softball championship as a member of the USA National Championship team. She also was a member of the Arete Society (UA's Athletics Honorary) and was the 1978 UA Homecoming Queen.



**John Perrin**  
Senior Associate  
Athletics  
Director



**Dick Bartsch**  
Associate A.D.,  
Student-Athlete  
Services



**Gayle Hopkins**  
Associate to the  
A.D., Alumni  
Services



**Chris Del Conte**  
Associate A.D.,  
Exec. Director for  
Development



**Scott Shake**  
Associate A.D.,  
Director for  
External Svcs.



**Phoebe Chalk**  
Asst. A.D., Public  
Relations &  
Special Events



**Steve Kozachik**  
Asst. A.D. for  
Facilities & Event  
Operations



**Bill Morgan**  
Asst. A.D.,  
Administrative Svcs.  
& Compliance

# Eddie Lynch Athletics Pavilion

Years of planning came to fruition in late spring 2002 with the completion of the UA's new Eddie Lynch Athletics Pavilion on the north end of McKale Center.

A three-level modern edifice, the expansion project gives Arizona athletics a showpiece for its heritage on the upper levels, and lower-level facilities for strength training, conditioning and treatment that are unmatched in a collegiate setting.

The Kasser Family Sports Medicine Center occupies 5,300 usable square feet of space on one end of the lower level, including the Alex and Elisabeth Kasser Aqua Rehab Facility

which features an underwater treadmill and other hydro-therapy equipment. The facility has stations for taping and treatment, examination rooms and offices for UA physicians, staff offices and reception area, and an X-ray examination room.

A spacious area with 32 different treadmill, stair and cycle machines for cardio workouts sits adjacent to the medical training room and the Bill Estes Jr. Family Strength and Conditioning Center, the eye-opening area for Wildcat athletes to perform weight work.



The strength and conditioning center covers more than 19,000 usable square feet and has 50 yards of three-lane synthetic turf track, a 10 by 20-yard sand pit two feet deep, 17 multi-purpose racks, 22 full body circuit machines, four complete sets of dumbbells and more than 10 tons of weights in customized "Arizona" logo and bumper plates. Nearly half a million dollars was invested in the new customized equipment that will help train Wildcat student-athletes. The space can accommodate nearly the entire football team in various workouts.

Legacy Lane leads from the curbside walks at the campus Mall to the Eddie Lynch Athletics Plaza a level above the strength center. The lane project allows

former student-athletes, supporters and friends to own a bit of history with a custom-inscribed walkway tile, many in memoriam, and others noting cherished moments in UA sports history.

The legacy tiles cover the plaza terrace, an outdoor multi-purpose area on game days, and lead visitors to the doors of the Jim Click Hall of Champions, where Arizona's Sports Hall of Fame and rotating exhibits will showcase the heritage and tradition of Wildcat athletics in nearly 10,000 usable square feet of space.

Marble terrazzo flooring, glass walls and soaring bright ceilings make the Hall of Champions a vibrant area. Above, via twin glass, steel and marble stairways, the George Rountree Mezzanine features maple basketball flooring and is used for news conferences, receptions, convocations and other special events above the exhibits.

The Eddie Lynch Athletics Pavilion's construction tied in with existing McKale Center ramps and walks, and access for events held in the arena is accommodated just off the tiled terrace or through the center doors of the Click Hall of Champions.



# Arizona Athletics C.A.T.S. Program

“A Program of Excellence”

## Introduction

The University of Arizona Department of Intercollegiate Athletics is committed to the academic, physical and personal development of each and every Wildcat student-athlete. To assist in that endeavor, the Department of Intercollegiate Athletics (ICA) has developed a philosophical approach called C.A.T.S. (Commitment to an Athlete's Total Success). C.A.T.S. consists of four programs: Academics, Personal Development, Strength and Conditioning and Medical Services. These programs provide a philosophical framework for ICA and staff to use in the task of assisting in the personal, physical and emotional growth and in the educational development of the student-athlete.

## Mission

- To provide a personal development program designed specifically for the individual student-athlete.
- To help develop personal and life skills needed to lead a healthy and positive lifestyle.
- To bring life-long and lasting growth in the individual
- To assist in academic, athletic and personal development, academically, athletically.

## Benefits

- Student-athletes may realize higher academic achievement
- Increased likelihood of retention
- Graduation and a path toward a chosen profession
- A higher level of maturity, well-rounded experiences, personal responsibility and accountability
- Greater overall success



# C.A.T.S. Academics

**Character, intellect, and athletic ability are the combined qualities that make a student a candidate for athletic participation. Once those qualities have been demonstrated, the Department of Intercollegiate Athletics is committed to a program that will develop the leadership potential of all students as they pursue their education, develop their athletic skills and prepare for rewarding careers.**

**C.A.T.S. Academics is designed to enhance the experience of the student-athlete in the University setting. The primary goals are:**

- **To support the efforts of every student-athlete who attends the University to earn a degree;**
- **To provide assistance for the student-athlete in the development of values, emphasizing the qualities of leadership;**
- **To enhance the interpersonal relationships and communication skills of the student-athlete;**
- **To facilitate the fulfillment of career and life goals of each student-athlete; and**
- **To safeguard the academic integrity of the UA by insuring compliance with all rules of the University and NCAA.**

## Mission

The C.A.T.S. Academic Office strives for excellence in regard to the academic, athletic, and personal performance of its student-athletes. Toward these goals, C.A.T.S. Academics commits itself to exemplary leadership and necessary services to support, manage, and lead its student-athletes.

We realize the unique commitments and pressures placed on the student-athletes. These very differences provide opportunities upon which the office may build a strong academic, athletic, and personal foundation for its student-athletes within and beyond the University.

## The Staff

The C.A.T.S. Academics staff, under the direction of Associate Athletics Director Dr. Richard Bartsch, consists of:

- Jerry Stitt, *Special Assistant to the Senior Assoc. A.D.*
- Bobbi Madison, *Coordinator - Football Academics*
- Julius Holt, *Academic Counselor*
- Jennifer Mewes, *Academic Counselor*
- Anthony Wright, *Academic Counselor*

## Academic Advising

The academic advisor designated by each College has primary advising responsibilities for student-athletes who are currently enrolled in that College's curriculum. The C.A.T.S. Academics Office also offers supplemental counseling to all student-athletes regarding course selection for degree requirements and NCAA requirements for continued eligibility.



The academic advisory staff are responsible for monitoring the student-athlete's progress towards a degree and preserving academic integrity in the advising process. Counseling student-athletes in course selections is one of the most important functions. Our approach is one that encourages the cooperating efforts of several individuals.

A staff member first works with the student-athlete to formulate a tentative course plan for the targeted term. This plan is based on the student's academic background, career



objectives, and areas of interest. Then the student meets with a faculty advisor or college advising center staff member to review the plan.

The Athletic Department counselors and campus advisors work together in order to insure progress toward a degree as well as meet eligibility requirements.

## Tutorial Program

Tutorial services are available to all student-athletes upon request. These sessions may be conducted in-groups or individually. Graduate students and outstanding undergraduate students are recruited from all departments and are selected on the basis of faculty recommendation and knowledge of subject area.

Although special arrangements are sometimes made, tutoring is usually conducted at the C.A.T.S. Academics Center, McKale Room 126. This policy encourages student-athletes to attend and, thus, contributes to the positive atmosphere of the program. It also allows close staff supervision and safeguards the integrity of the program. The services provided by the tutorial staff are an integral part of the total C.A.T.S. Academic program.

Competent tutors who possess excellent communication skills are an invaluable learning resources for busy student-athletes. Some tutors are hired to be subject tutors and all tutors sign statements of confidentiality.

## F.A.S.T. Program (Freshman Academic Scholastic Training)

The primary focus of the student-athlete should be academic suc-



cess. It is especially important that the freshman student-athlete understands this very early in their college career.

With this in mind, the F.A.S.T. Program is designed to enhance the academic skills of the freshmen student-athlete to increase their chances of success in the classroom. Attendance in the F.A.S.T. Program is recommended for all teams and required by some. The F.A.S.T. program structure includes a daily 45 minute meeting when student-athletes schedule their time and review their notes.

Topics emphasized during the F.A.S.T. Program include: time management and organizational skills, note taking and test taking strategies, paper structure, content and writing, and final exam preparation. Additional academic skills training is offered throughout the year.

The program is unique because the information presented is focused on developing the student-athlete as a "whole" person. The ultimate goal is to develop the student-athlete

academically, athletically, and socially.

## S.T.A.R.T. F.A.S.T. PROGRAM (Student-Athlete Resource Training Freshmen Athletic Scholastic Training)

The START FAST Program, required by all freshman student-athletes consists of six (6) hours of directed study time per

week in the first semester of enrollment. Each study session focuses on completing academic objectives and is designed to supplement other academic programs.

## Computer Lab

The C.A.T.S. computer lab encompasses twenty-three (23) stand alone computers featuring Microsoft office and Windows word-processing programs, and several spreadsheet programs.

Each computer has full Internet access, the UA library Sabio system, and E-Mail. Student-athletes can access the Discover Career Exploration program from each computer. The Computer facility is open and supervised seventy (70) hours per week and the lab is maintained by a full-time employee. One laser printer and a scanner complement the lab.



# C.A.T.S. Personal Development

In C.A.T.S. Personal Development, the main focus is on personal development, leadership, career development and community service. More than 50 members of the faculty and various campus departments are actively involved in a network supporting C.A.T.S.

## C.A.T.S. Personal Development Staff

The C.A.T.S. Personal Development staff, under the direction of Associate Athletics Director Dr. Richard Bartsch, consists of:

- Becky Bell, *Director of CATS Personal Development*
- Janna Murgia, *Intern, CATS Community Services*

## Enrichment and Orientation Programs

Student-athletes explore campus life through an orientation program that consists of a three-day introductory session covering University and Athletics Department programs and policies. It is conducted at the beginning of the fall semester.

## Substance Abuse Education & Testing

The Athletics department is committed to being drug-free. Educational programs consisting of a mandatory workshop, follow-up meetings, seminars, and a Substance Abuse Testing Program help in understanding -- and avoiding -- any type of substance abuse.



## C.A.T.S. Network for Student-Athletes

The purpose of the C.A.T.S. Network is to provide free, confidential and professional assistance to those student-athletes who wish to obtain information or advice in the areas of health, personal growth and well-being and/or explore specific personal concerns.

## Personal Assistance Program

This program identifies student-athletes who are considered "at-risk," through an enrichment program which includes special assessment tests. Once recognized, the student-athlete is given assistance through individual sessions with Athletics Department staff members and/or through various campus assistance programs.

## Minority Outreach Program

In affiliation with various programs on campus, the minority mentoring program places minority student-athletes in touch with faculty and staff who are there to address the personal or academic concerns of student-athletes.

## Peak Performance Program

Peak Performance is designed to help student-athletes learn and use mental skills such as goal setting, visualization, positive self talk, stress management, communication and team building to enhance their effectiveness as a student-athlete and a person.



## Peer Athletic Leaders (P.A.L. Program)

P.A.L. is made up of upper-class student-athletes from each team who are dedicated to helping other student-athletes with any questions or difficulties. Every incoming student is paired with a Peer Athletic Leader to help them ease their transition into the University.

## Career Development Program

The Career Development Program is designed to offer a variety of services to help student-athletes develop and implement career plans, develop resumes, set goals, and help facilitate use of the campus Career and Placement Service.

## L.I.F.E. Program (Links to Internships and Future Employment)

Student-athletes are placed in internships or have the opportunity

to interview for full-time or part-time jobs according to their majors and career interests.

## Faculty Fellow Program

The Faculty Fellow allows for a personal relationship between a student and a faculty member to develop and it provides an opportunity to share intellectual, social and cultural experiences.



## Seminar Series

The Seminar Series provides interesting and knowledgeable professionals to speak to student-athletes on a variety of health-related and student success issues. Voluntary and mandatory seminars are regularly scheduled for individual student-athletes, specific teams, or all student-athletes.

## Student-Athlete Advisory Board (SAAB)

SAAB represents the voice of the student-athlete. Members of the board discuss their ideas and concerns with members of the Athletics Department administration. Student-athlete representatives from each of the UA's 19 sports are selected. The Director of Athletics and the Senior Associate Athletics

Director (Senior Woman Administrator) hold non-voting membership on the board. The board meets monthly.

## Student-Athlete Giving-Back Program

The Giving-Back Program is designed to educate student-athletes about the importance of giving back during and after athletic eligibility has ended. It also provides venues to learn the heritage and rich traditions of Arizona Athletics.

## C.A.T.S. Forever

The C.A.T.S. mission continues long after student-athletes have left the University of Arizona. Former student-athletes who have left the program prior to graduation are encouraged to return to complete their academic degrees. Athletics Department personnel provide assistance in this area. Former student-athletes are also provided with career counseling, internship opportunities, and job search assistance. The University of Arizona Letterwinners Association also provides involvement opportunities and networking.

## Community Outreach Program

Community service, which includes the Smith Project Speakers' Bureau, continues to be one of the most successful segments of the overall personal development



program. During an average year, more than 200 student-athletes volunteer in excess of 400 hours to community service and speak to more than 40,000 children in the Tucson area.

## Smith Project Speakers' Bureau

The student-athletes who speak for the Smith Project focus on teaching children how to make healthy life choices and the importance of education. They speak to children about their life experiences, impart an inspirational and positive message, and aim to make a difference in the lives of young people.



# C.A.T.S. Strength Training



**C.A.T.S. Strength and Conditioning offers the student-athlete diverse programming designed to maximize the physical capabilities of each individual student-athlete. Each student-athlete receives direction appropriate to his or her specific sport and is able to benefit physically and mentally from strength and conditioning efforts.**

## **Bill Estes Jr. Family Strength and Conditioning Center**

The new \$13.5 million dollar Bill Estes Jr. Family Strength and Conditioning Center at The University of Arizona is a functional facility with thousands of dollars of strength, plyometric (indoor sandpit), indoor running turf and aerobic equipment. An individualized program is developed for each student-athlete depending on his or her sport, position and specific physical needs. In today's athletic arena, it takes more than just talent to succeed. Physical training that includes speed development, flexibility work, strength training, injury prevention exercises and nutritional counseling will give a University of Arizona student-athlete the greatest chance to be successful in their competitive endeavor. The University of Arizona is committed to helping every student-athlete reach his or her potential.



## **Free Weight Equipment**

Free weight training provides a student-athlete with functional power and strength development to enhance their performance. World-class and state-of-the-art equipment is available to help maximize athletic performance safely and effectively.

## **Plyometric and Flexibility Equipment**

Transitioning strength development into reactive power and foot speed is vital for every student-athlete. Specific equipment such as an indoor sandpit, running turf, jumping machines, plyo boxes, medicine balls and the knowledge of when and how to use them from the strength staff will allow a student-athlete to reach the highest level of competition.

## **Machines and Dumbbells**

Injury prevention and rehabilitation is another aspect that affects a student-athlete's success. A line of top quality selectorized machines and dumbbells, coupled with a staff knowledgeable in functional rehabilitation, will ensure that balanced development, joint isolation and stability can be achieved with the utmost in safety and comfort.

## **Cardiovascular Equipment**

In addition to having some of the best weather in the country for conditioning outside on a year-round basis, the strength and conditioning center has top of the line heart rate monitored equipment for individual student-athletes to use.



**C.A.T.S. Medical Services addresses the medical needs of the student-athlete and is able to provide valuable assistance for the student-athlete. The Medical Services area focuses on preventative measures in order to allow the student-athlete to enjoy the rewards of his or her sport to the fullest extent. Rehabilitation and physical therapy services assist the student-athlete in recovery and preparation for continued success in a specific sport.**



## **C.A.T.S. Medical Services Staff**

The athletic medicine team is comprised of a team physician (family practice specialist), three team orthopedic surgeons, 12 certified athletics trainers and two physical therapists. In addition, the entire staff works with a team of approximately 30 specialists in the Tucson community to provide comprehensive medical care for athletically related injuries and illnesses.

## **The Kasser Family Sports Medicine Center**

The sports medicine center consists of 5,300 usable square feet in space. It includes the Alex and Elisabeth Kasser Aqua Rehab Facility which features an underwater treadmill and other hydro-therapy equipment. The facility has stations for taping and treatment, examination rooms and offices for UA physicians, staff offices and reception area, and an X-ray examination room.

## **Injury Prevention**

The athletic medicine staff is committed to working with strength and conditioning coaches, team coaches and student-athletes in implementing ways to prevent injuries. Although the risk of injury cannot be completely eliminated, proper strength and conditioning, adequate hydration, taping and bracing, and education are all methods employed by the staff to minimize the risk of injury or illness.

## **Injury Evaluation and Treatment**

If a student-athlete is injured during an athletic event, he or she must notify the athletic trainer of his or her sport as soon as possible. The certified athletic trainer will assess the injury and proceed to treat the injury or recommend further consultation from a team physician.



## **Injury Rehabilitation**

The athletic training staff and physical therapist are trained in up-to-date methods of rehabilitating athletic injuries. The staff utilizes equipment located in the rehabilitation area of the training room such as balance boards, Swiss balls, lifecycles and a treadmills. Later stages of rehabilitation may be conducted in the weight room with help from the strength and conditioning staff.





## Media Information

The UA Athletic Media Relations Office will help media throughout the season in its coverage of Arizona women's basketball including issuing a weekly news release, daily news items, home game statistical packages, administering news conferences, practice and press row operations, credentialing and road-game access, among other duties. Media are reminded to check the Arizona athletics web site ([www.arizonaathletics.com](http://www.arizonaathletics.com)) for daily news and developments.

## Practices

All Arizona women's basketball practices are open to the local media representatives who cover the team on a regular basis and are open to fans who wish to observe the practices. All visiting

### Directions to McKale Center at the University of Arizona

#### From Tucson International Airport:

Follow Tucson Boulevard out of Tucson International Airport to Kino Parkway (three miles). Turn right on Kino Parkway and head north (Kino Parkway eventually changes name and becomes Campbell Avenue) for four miles. After crossing Sixth Street, take the first left and McKale Center will be on your immediate right.

**From Phoenix:** Take I-10 South (approximately 100 miles). When arriving in Tucson, take the Speedway Boulevard exit. Turn left onto Speedway and go two and one-half miles to Campbell Avenue. Turn right onto Campbell Avenue and go approximately one-third of a mile. Entry to McKale Center will be the first right after the light at Third Street.

media need authorization from the Athletic Media Relations Office to attend practice.

TV crews are welcome to shoot footage of practices, provided they stay outside the boundaries of the court. Photographers are also welcome to shoot practices, with the same stipulation. Media may make special

requests for photo opportunities at practice through assistant athletic media relations director Mindy Claggett.

Any questions about practice policies should be directed to Mindy Claggett at (520) 621-4163. Normal practice times are late afternoon or evenings, Monday through Saturday. Most practices are held on the McKale Center main floor, but on occasions of a schedule conflict, practices may be held at Bear Down Gymnasium. Because practice times and locations can fluctuate weekly, contact Mindy Claggett for a current practice schedule.

## Facilities Access for Media

The team locker room, sports medicine center and strength and conditioning center are off limits to media without invitation from head coach Joan Bonvicini (or various department heads in the case of the weight room and medical treatment areas).

## Player Interviews

Players occasionally can do very brief on-the-spot interviews with media members in the pre-practice period, and they generally are available post-practice as well. On days which the team participates in post-practice strength training, players will not be available for interviews until after their sessions in the weight room are finished.

To ensure player availability on practice days, contact Mindy Claggett at least 24 hours in advance of the desired interview time. Any interviews outside of practice must be arranged through Mindy Claggett, and player home phone numbers will not be given out.

Players are not available on game days until after contests. Media members

may request post-game interviews with specific players by contacting Mindy Claggett before the end of each game.

## Coaching Staff Interviews

Interviews with members of the Arizona coaching staff may be arranged by contacting the women's basketball office at (520) 621-4014. The best time to reach head coach Joan Bonvicini is weekdays between 9 a.m. and noon.

## Post-Game Interviews

All post-game press conferences and interviews will be conducted in the press room, 106A, located in the Media Relations Office suite, which is in the northwest corner of McKale Center. Arizona players and coaches will be available in the press room following a brief cooling-off period, then visiting players and coaches will be brought in as requested. Requests for specific players from either team need to be addressed to Mindy Claggett within the final five minutes of each contest.

All media are encouraged to use the press room as a work area after the interview sessions. Telephones and data lines are available in the press room, and fax machines, typewriters, PC computers and a copier are accessible in the Media Relations Office as needed.

## Injuries

Announcements will be made on injuries in the weekly news release issued on Tuesdays and later in the week. Any additional information regarding injuries will be provided to the media by head coach Joan Bonvicini. Information regarding any surgical procedures also will be made available as soon as possible by the media relations office upon notification by appropriate medical/team personnel. Do not contact the UA sports medicine staff for further details, as it is their policy to release information only through head coaches.

## Media Credentials

Requests for press, radio, television and photographer credentials should be faxed at least 24 hours in advance on company letterhead to Mindy Claggett in the Arizona Athletic Media Relations Office at (520) 621-2681, or sent via e-mail to [mbishop@u.arizona.edu](mailto:mbishop@u.arizona.edu). Passes are available for working media only and are required for all contests. Credentials

may be picked up in the Media Relations Office before noon on the day of the game or at the McKale Center Ticket Office beginning an hour and one-half prior to tip-off. Media credentials for away games will be administered by Mindy Claggett.

## Media Parking

Media parking on campus from 8 a.m. to 5 p.m. Monday through Friday is handled through the UA Office of News Services, room 413, University Services Building, North Euclid Avenue at University Boulevard. All media needing parking at these times must obtain a permit from that office. Regardless, media parking permits do not allow the holder to park in handicap, service or 24-hour reserved parking. Parking tickets are the responsibility of the perpetrator, not the SID office.

Parking access around the McKale Center on game day is on a first-come, first-served basis. There are no parking passes available for home games. Media parking for road games will be administered by Mindy Claggett in the Media Relations Office.

## Media Travel

All media travel arrangements are the responsibility of the media. Women's basketball operations coordinator Craig Haubrich (520-621-4014) can make hotel reservations in reporters' names if information is provided well in advance.

## Professional Scouts

Any professional scouts wishing entry to an Arizona women's basketball game must contact Mindy Claggett in the Athletic Media Relations Office at (520) 621-4163 to obtain credentials.

Requests should be made at least 24 hours in advance and can be faxed on organization letterhead to (520) 621-2681 or sent via e-mail to mbishop@u.arizona.edu. No parking passes are available. Scouts will be allowed to sit on press row as space permits, otherwise seats will be made available in the stands. Media guides and game notes will be available for all scouts in the press room (McKale Center room 106A).

## Visiting Radio

Visiting radio stations wishing to broadcast any contests need to contact

Mindy Claggett in the Athletic Media Relations Office at (520) 621-4163 at least one week in advance to make arrangements for telephone lines and space at press row. You must specify the number of lines needed, as well as whether ISDN or regular phone lines are required.

## Game Day Media Services

Game notes, media guides and rosters will be available in the press room (McKale Center room 106A). Halftime statistics will be distributed along press row and in the press room, and final statistics will be delivered to the press room. Full statistics, play-by-play sheets, post-game notes and quotes will be distributed in the press room as well. The Media Relations staff will fax a final box at your request.



## Paul Johnson

### The Voice of Arizona Women's Basketball

Paul Johnson is employed by the UA as the women's basketball play-by-play announcer. He has 21 years of sports broadcasting experience, including the last seven years as the voice of Arizona women's basketball.

Prior to working with women's basketball, Johnson served as executive producer of the Arizona Cardinals Radio Network. Before joining the Cardinals' staff, he was involved with KNST radio for three years, broadcasting UA football and baseball and hosting his own sports talk show on the station.

Johnson gained much of his broadcast experience in Minneapolis, Minn., where he was a sports talkshow host along with the legendary Ray Scott and a broadcaster for multiple athletic events. He was also a play-by-play announcer for three years with the Minnesota Strikers of the Major Indoor Soccer League, and for the University of Minnesota hockey team.

In addition to his current duties with UA women's basketball, Johnson is the College and Career Pastor at Christ Community Church in Tucson. He is a member of Media Fellowship International.

UA women's basketball is a family affair for the Johnsons. Paul's children -- Adina, Jeremy and Taylor -- are fixtures at home games, and Adina and Jeremy are gameday volunteers with the media relations staff.



# 2002-03 Media Outlets

## Tucson Newspapers

### Arizona Daily Star (a.m.)

4850 S. Park Ave.  
Box 26807  
Tucson, AZ 85726  
(520) 573-4145  
(520) 573-4149 fax  
www.azstarnet.com

*James Bennett (Sports Editor),  
Greg Hansen (Columnist), Kristen  
Davis (WBKB beat)*

### Tucson Citizen (p.m.)

4850 S. Park Ave  
Box 26767  
Tucson, AZ 85726  
(520) 573-4635  
(520) 573-4569 fax  
www.tucsoncitizen.com

*Mike Chesnick (Sports Editor),  
Corky Simpson (Columnist), Ken  
Brazzle (WBKB beat)*

### Cat Tracks

1402 N. Alvernon  
Tucson, AZ 85716  
(520) 327-0705  
(520) 327-0018 fax  
www.cattracks.net  
*Brad Allis*

### Arizona Daily Wildcat

UA Student Union  
Box 210017  
Tucson, AZ 85721  
(520) 621-7581  
(520) 626-8303 fax  
www.wildcat.arizona.edu  
*Maxx Wolfson (Sports Editor), Chad  
Renning (WBKB beat)*

## Tucson Television

### KGUN-TV (ABC)

Box 17990  
Tucson, AZ 85731-7990  
(520) 290-7730 or 7731  
(520) 733-7050 fax  
www.kgun.com  
*Dave Silver (Sports Director), Phil  
Buehler, Mike Kocsis*

### KOLD-TV (CBS)

7831 N. Business Park Dr.  
Tucson, AZ 85743  
(520) 744-6397  
(520) 744-5235 fax  
www.kold.com  
*Scott Kilbury (Sports Director), Todd  
Grisham*

### KVOA-TV (NBC)

209 W. Elm  
Tucson, AZ 85705  
(520) 624-2477  
(520) 884-4644 fax  
www.kvoa.com  
*Dan Ryan (Sports Director), Pete  
Delgado, Eric Rhodes*

### KWBA-TV (WB)

*Michael Cowman*  
3481 E. Michigan  
Tucson, AZ 85714  
(520) 889-5800  
(520) 889-5855 fax  
www.kwba.com

### KHRR-TV (Telemundo)

*Francisco Romero*  
2919 E. Broadway Blvd.  
Tucson, AZ 85716  
(520) 322-6888  
(520) 881-7926 fax  
www.khrr.com

## Wildcat Sports Carriers

### FOXSports Net Arizona

*(Television rights holder)*  
One Renaissance Square  
2 N. Central  
Suite 1700  
Phoenix, AZ 85004  
(602) 257-9500  
(602) 257-0848 fax  
www.foxsports.com

### Dana Cooper

*(Fox Sports Net Arizona magazine  
show host)*  
11014 Canada Ridge Drive  
Tucson, AZ 85737  
(520) 297-3727  
(520) 797-1910 fax

### KNST Radio

*(UA broadcast rights holder)*  
3202 N. Oracle Rd.  
Tucson, AZ 85705  
(520) 618-2100  
(520) 618-2135 fax  
Brian Jeffries (Sports Director),  
Ryan Radtke (Sports Tonight host)

### KJLL 1330 AM

*(WBKB flagship station)*  
4320 N. Campbell Ave.  
Suite 234  
Tucson, AZ 85718  
(520) 529-5865  
(520) 529-9324 fax  
www.tucsonsjolt.theriver.com

### Paul Johnson

*(WBKB play-by-play announcer)*  
8301 E. Zensky  
Tucson, AZ 85710  
(520) 296-8501  
(520) 298-8916 fax

## Tucson Radio

### Arizona Lotus Corporation

1920 W. Copper Road  
Tucson, AZ 85745  
(520) 622-6711  
(520) 624-3226 fax  
*KFMA (92.1 FM), KLPX (96.1 FM),  
KTKT (990 AM)*

### Clear Channel Communications

3202 N. Oracle Rd.  
Tucson, AZ 85705  
(520) 618-2100  
(520) 618-2135 fax  
*KNST (790 AM), KCEE (97.1 FM),  
KRQQ (93.7 FM), KWFM (92.9 FM)*

### Good News Radio Broadcasting

3222 S. Richey Ave.  
Tucson, AZ 85713  
(520) 790-2240  
(520) 790-2937 fax  
*KGMS, KVOI (690 AM)*

### Journal Broadcast Group

3438 N. Country Club Rd.  
Tucson, AZ 85716  
(520) 795-1490  
(520) 618-3155 fax  
*KFFN (1490 AM), KGMG (106.3  
FM), KMXX (94.9 FM), KZPT (104.1  
FM)*

### Slone Broadcasting Group

575 W. Roger Rd.  
Tucson, AZ 85705  
(520) 887-1000  
(520) 887-6397 fax  
*KIIM (99.5 FM), KHIT (107.5 FM),  
KOAQ (97.5 FM), KTUC (1400 AM),  
KCUB (1290 AM)*

### Radio XENY

*(760 AM, Spanish originating  
station)*  
P.O. Box 1472  
Nogales, AZ 85628  
01152631-2-00-14 (phone in  
Nogales, Mexico)  
01152631-2-22-62 fax

## Phoenix Newspapers

### Arizona Republic

200 E. Van Buren St.  
Phoenix, AZ 85004  
(602) 444-8222  
(602) 444-8107 night desk  
(602) 444-8295/8686 fax  
www.arizonarepublic.com  
*Jeff Metcalfe (WBKB beat)*

### East Valley Tribune

Box 1547  
Mesa, AZ 85211  
(480) 898-6525  
(480) 898-6362 fax  
www.aztrib.com

### Associated Press

505 N. 2nd St.  
Suite 120  
Phoenix, AZ 85004  
(602) 258-8934  
(602) 254-9573 fax  
wire.ap.org

